

# **Office of the Defender General**

## **Fiscal Year 2024 Budget**

### **Caseload, Performance and Cost Per Case**

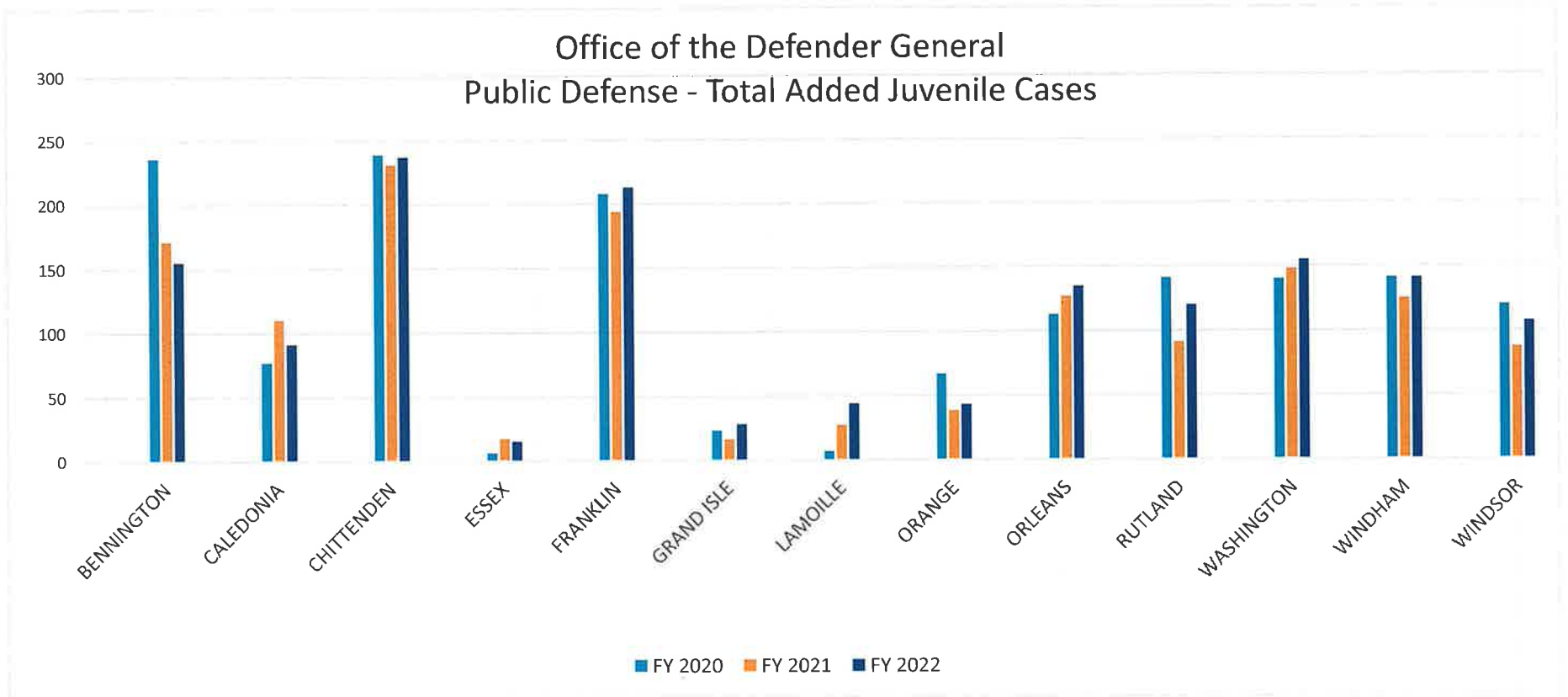
---

January 2023

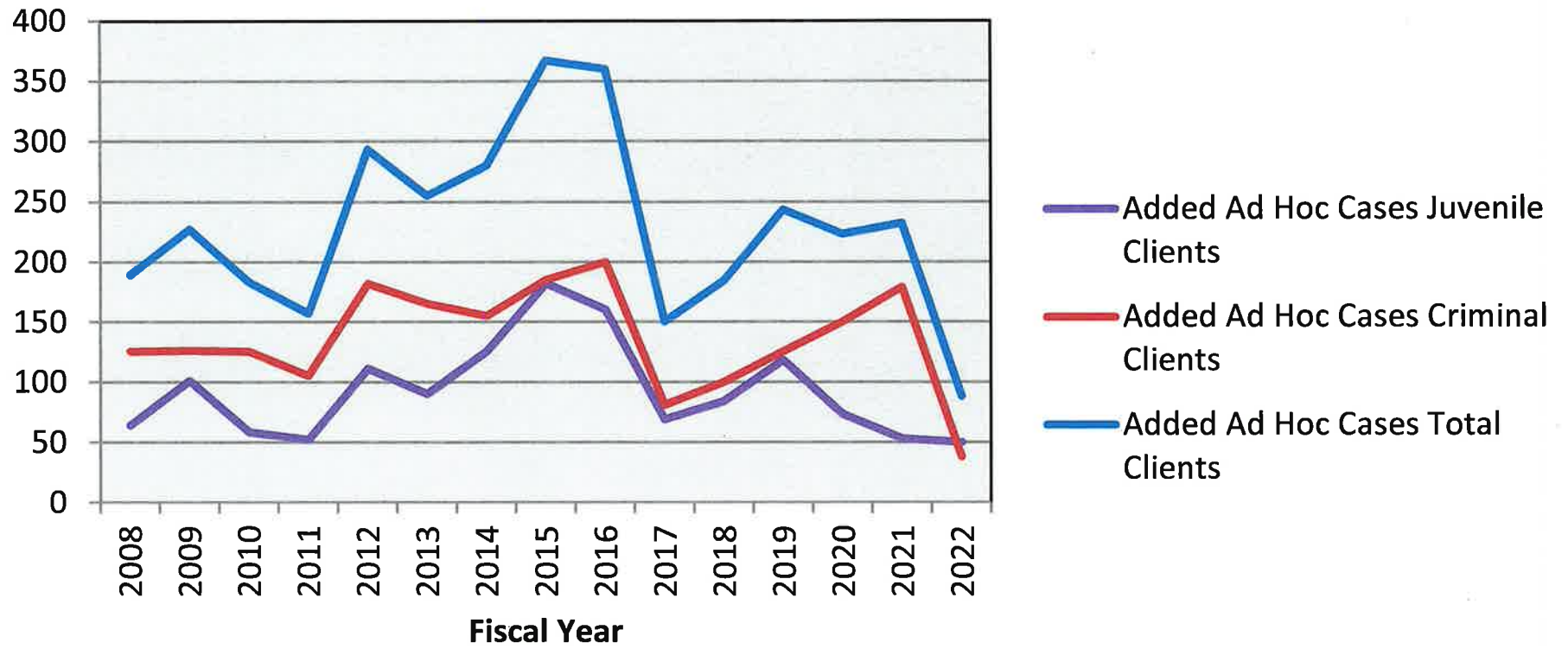
## Table of Contents

	<b>Page</b>
Public Defense Total Added Cases FY 2022	1
Public Defense Total Added Juvenile Cases FY 2020 – FY 2022	2
Ad Hoc Added Cases FY 2008 – FY 2022	3
Ad Hoc Total Added Juvenile Cases FY 2020 – FY 2022	4
Assigned Counsel Judicial Evaluations 2010, 2014, 2018	
Motions/Law - Criminal Division	5
Plea Bargaining & Sentencing - Criminal Division	5
Courtroom Skill - Criminal Division	6
Motions/Law - Family Division	6
Effective Representation – Family Division	7
Courtroom Skill - Family Division	7
Client Relationship	8
Professionalism	8
Cost per Lawyer Equivalent Caseload (Public Defense Staff, Public Defense Contractors, Assigned Counsel Contractors, Ad Hoc) FY 2021	9
Blended Cost Per Case (Public Defense, Assigned Counsel Contractors & Ad Hoc Counsel) 2009 – 2021	10

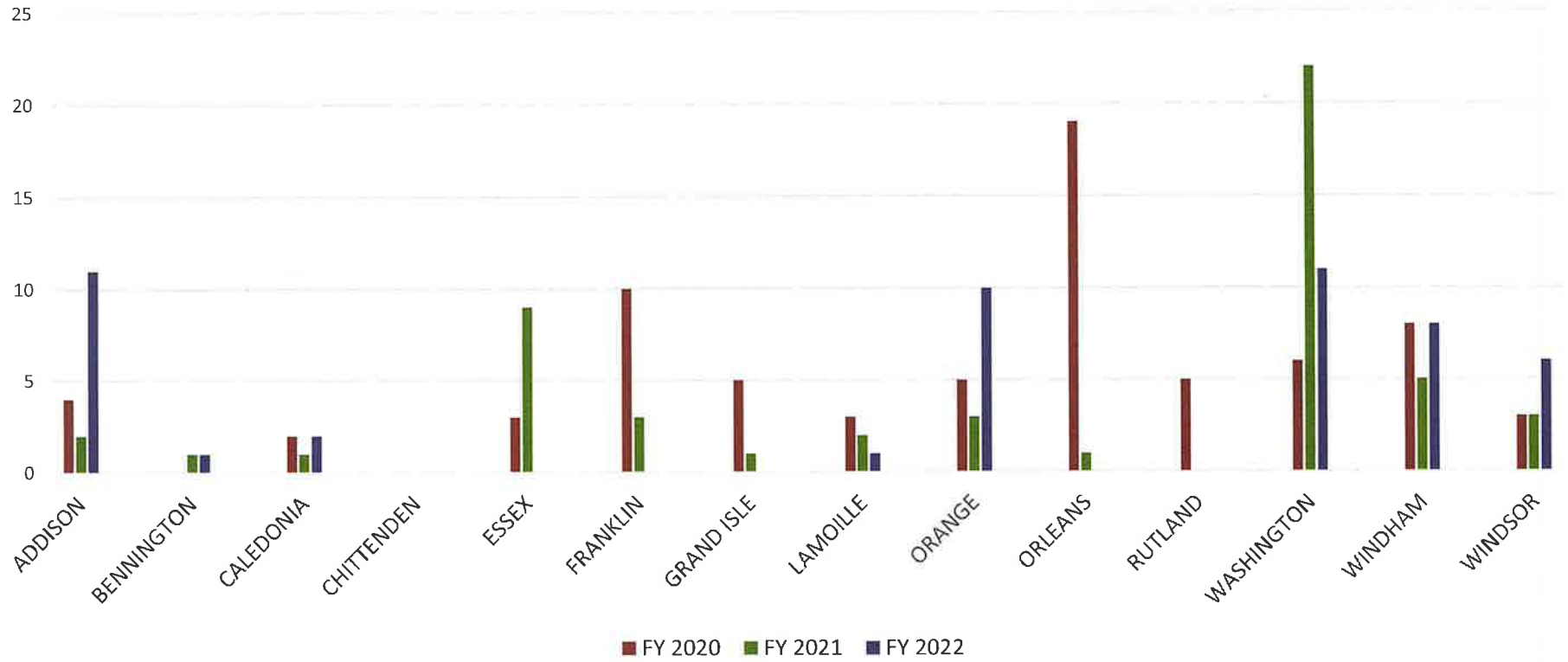
PUBLIC DEFENDER - TOTAL ADDED CASES - FY 2022														
	FELONY		MISDEMEANOR		JUVENILE		OTHER		TOTAL		FY 2021		% INC/DEC	
	CHGS	CASES	CHGS	CASES	CHGS	CASES	CHGS	CASES	CHGS	CASES	CHGS	CASES	CHGS	CASES
ADDISON	81	61	237	127	285	181	6	5	609	374	630	375	-3.3	-0.3
MARSH	0	0	0	0	285	181	0	0	285	181	305	173	-6.6	4.6
STAFF OFFICE	81	61	237	127	0	0	6	5	324	193	325	202	-0.3	-4.5
BENNINGTON	177	124	532	292	213	155	60	37	982	608	1283	742	-23.5	-18.1
CALEDONIA	180	119	660	301	115	91	50	36	1005	547	1146	639	-12.3	-14.4
CHITTENDEN	612	411	1360	872	281	237	99	73	2352	1593	2112	1411	11.4	12.9
ESSEX	25	21	84	32	15	15	11	10	135	78	141	89	-4.3	-12.4
FRANKLIN/GRAND ISLE	199	149	802	522	324	241	48	38	1373	950	1606	1065	-14.5	-10.8
FRANKLIN	190	144	764	495	290	213	47	37	1291	889	1464	973	-11.8	-8.6
GRAND ISLE	9	5	38	27	34	28	1	1	82	61	142	92	-42.3	-33.7
LAMOILLE	68	52	252	151	57	44	17	12	394	259	439	279	-10.3	-7.2
ORANGE	33	27	152	81	47	43	0	0	232	151	325	205	-28.6	-26.3
ORLEANS	234	126	661	266	178	135	74	37	1147	564	1567	660	-26.8	-14.5
RUTLAND	282	166	768	423	140	120	76	48	1266	757	1021	643	24.0	17.7
WASHINGTON	273	175	1351	694	200	155	154	92	1978	1116	1901	1087	4.1	2.7
WINDHAM	199	122	1042	485	170	141	93	65	1504	813	1644	874	-8.5	-7.0
WINDSOR	297	188	858	491	128	107	124	67	1407	853	1439	838	-2.2	1.8
TOTAL	2660	1741	8759	4737	2153	1665	812	520	14384	8663	15254	8907	-5.7	-2.7
FY 2021	2505	1751	9567	5008	2079	1555	1103	593	15254	8907				
% INC/DEC	6.2	-0.6	-8.4	-5.4	3.6	7.1	-26.4	-12.3	-5.7	-2.7				



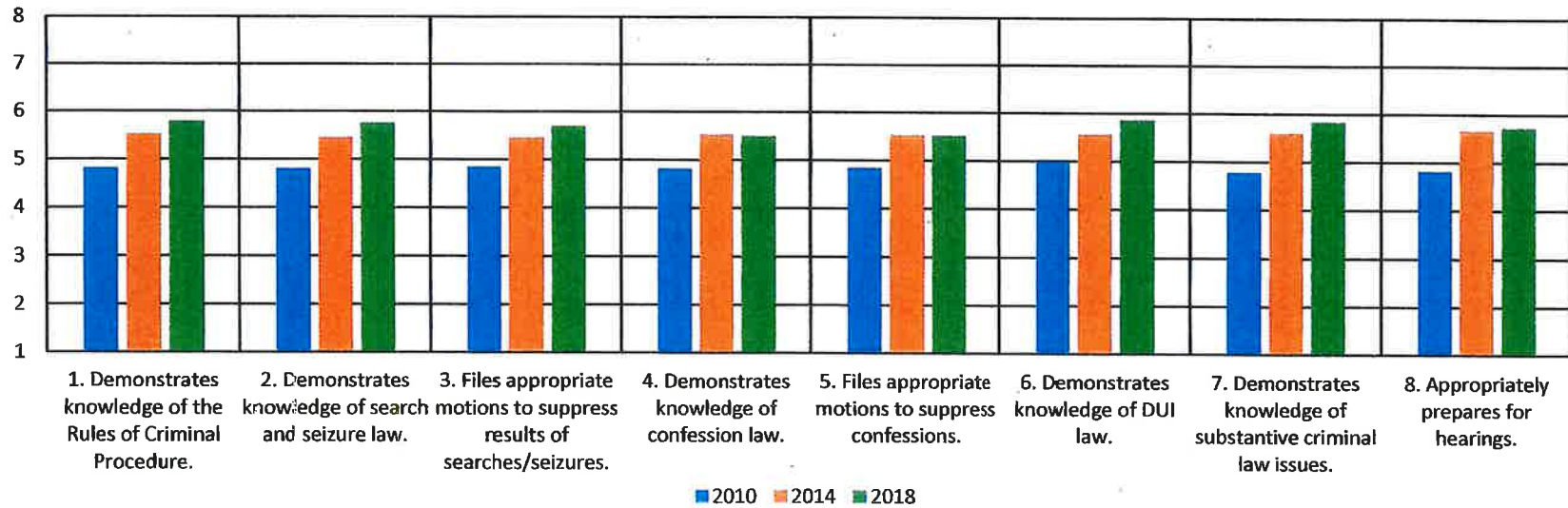
### Office of the Defender General Ad Hoc Added Cases



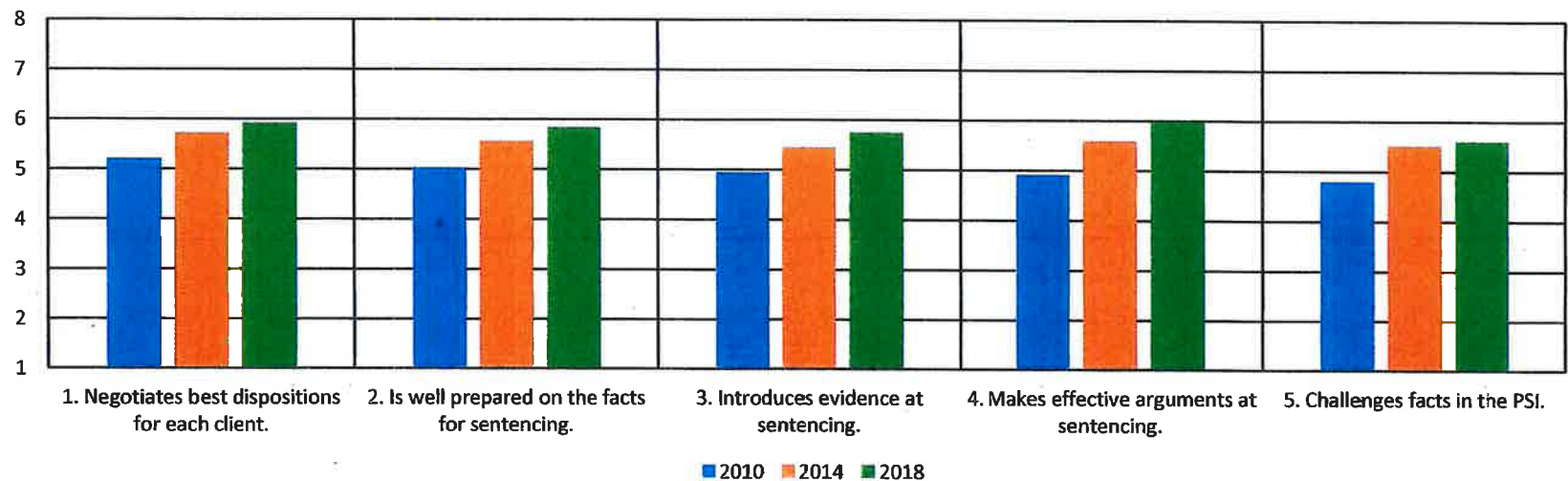
### Office of the Defender General Ad Hoc - Total Added Juvenile Cases



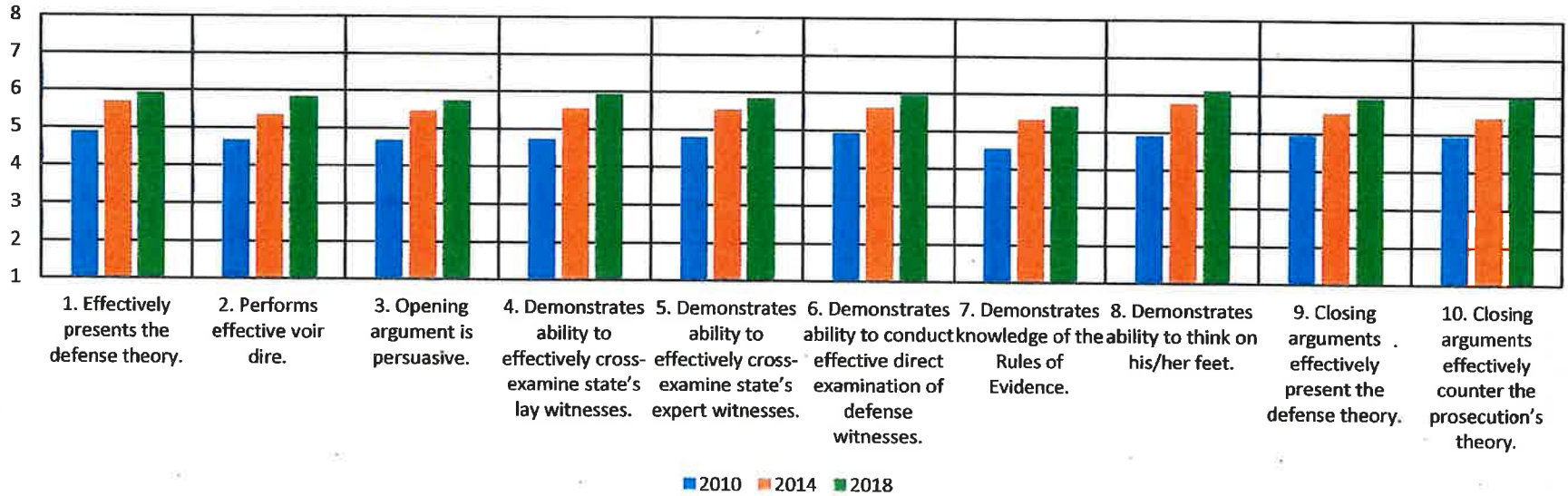
**OFFICE OF THE DEFENDER GENERAL: ASSIGNED COUNSEL JUDICIAL AVERAGE RATINGS 2010-2018**  
**Motions / Law - Criminal Division**



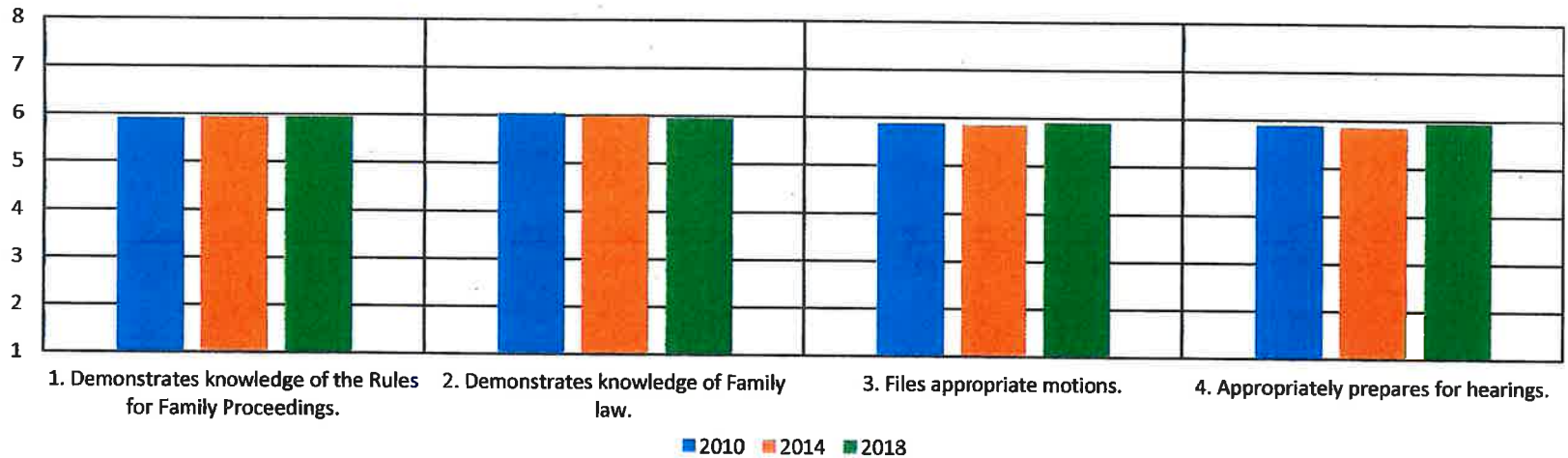
**OFFICE OF THE DEFENDER GENERAL: ASSIGNED COUNSEL JUDICIAL AVERAGE RATINGS 2010-2018**  
**Plea Bargaining & Sentencing - Criminal Division**



**OFFICE OF THE DEFENDER GENERAL: ASSIGNED COUNSEL JUDICIAL AVERAGE RATINGS 2010-2018**  
**Courtroom Skill - Criminal Division**

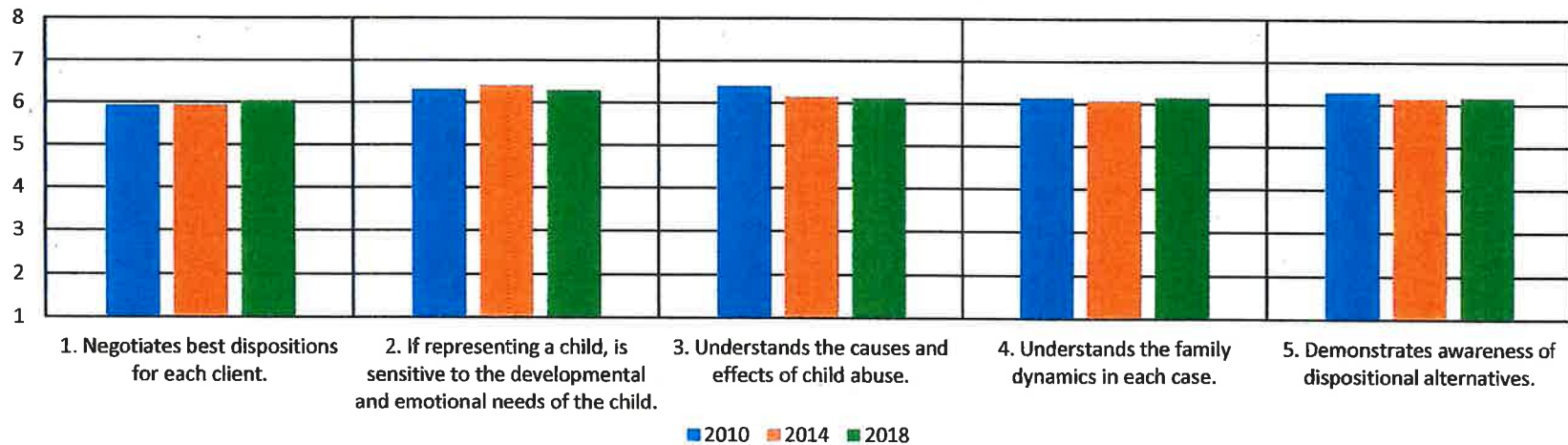


**OFFICE OF THE DEFENDER GENERAL: ASSIGNED COUNSEL JUDICIAL AVERAGE RATINGS 2010-2018**  
**Motions / Law - Family Division**

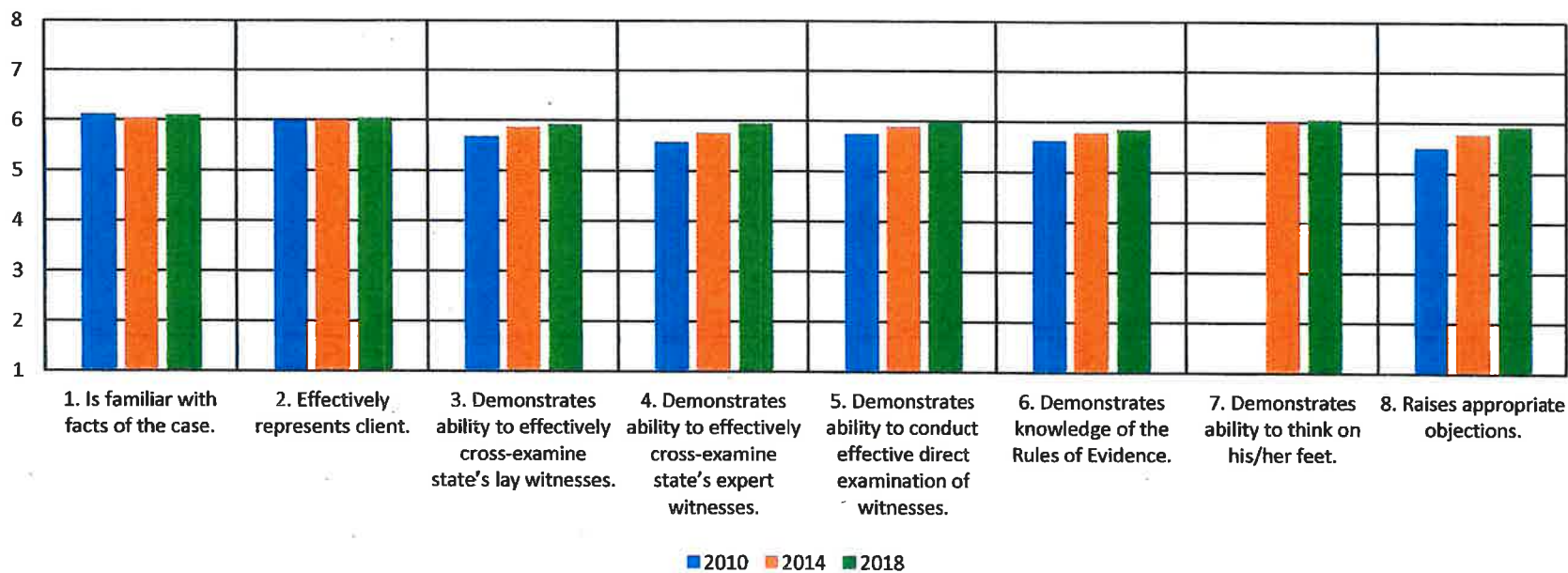




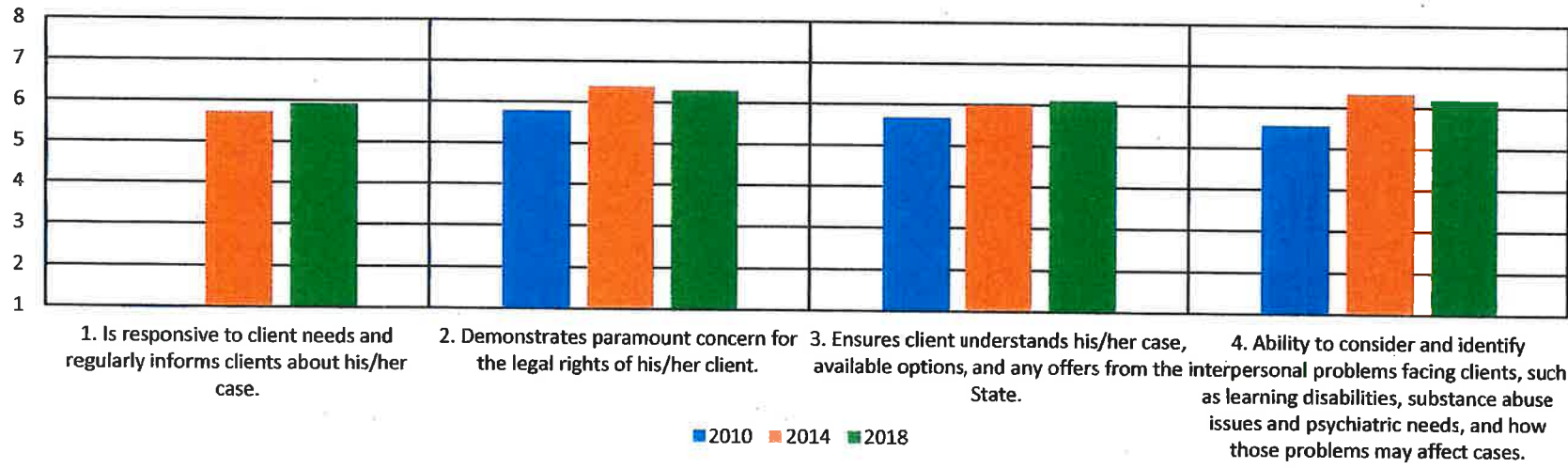
**OFFICE OF THE DEFENDER GENERAL: ASSIGNED COUNSEL JUDICIAL AVERAGE RATINGS 2010-2018**  
**Effective Representation - Family Division**



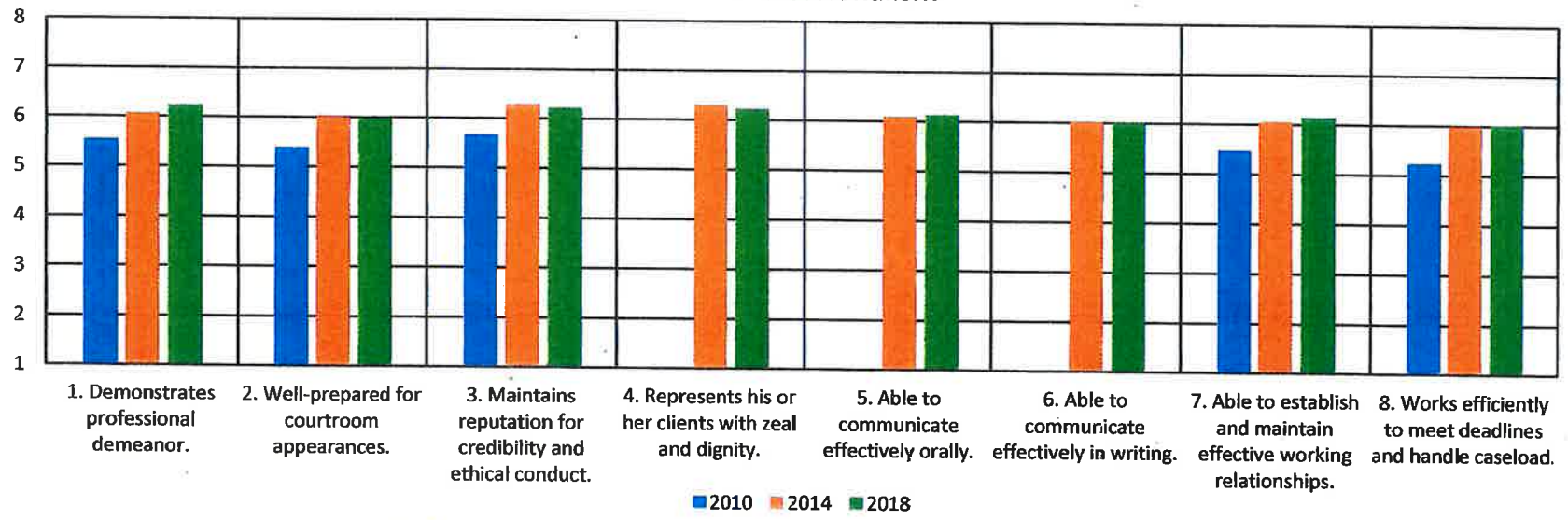
**OFFICE OF THE DEFENDER GENERAL: ASSIGNED COUNSEL JUDICIAL AVERAGE RATINGS 2010-2018**  
**Courtroom Skill - Family Division**



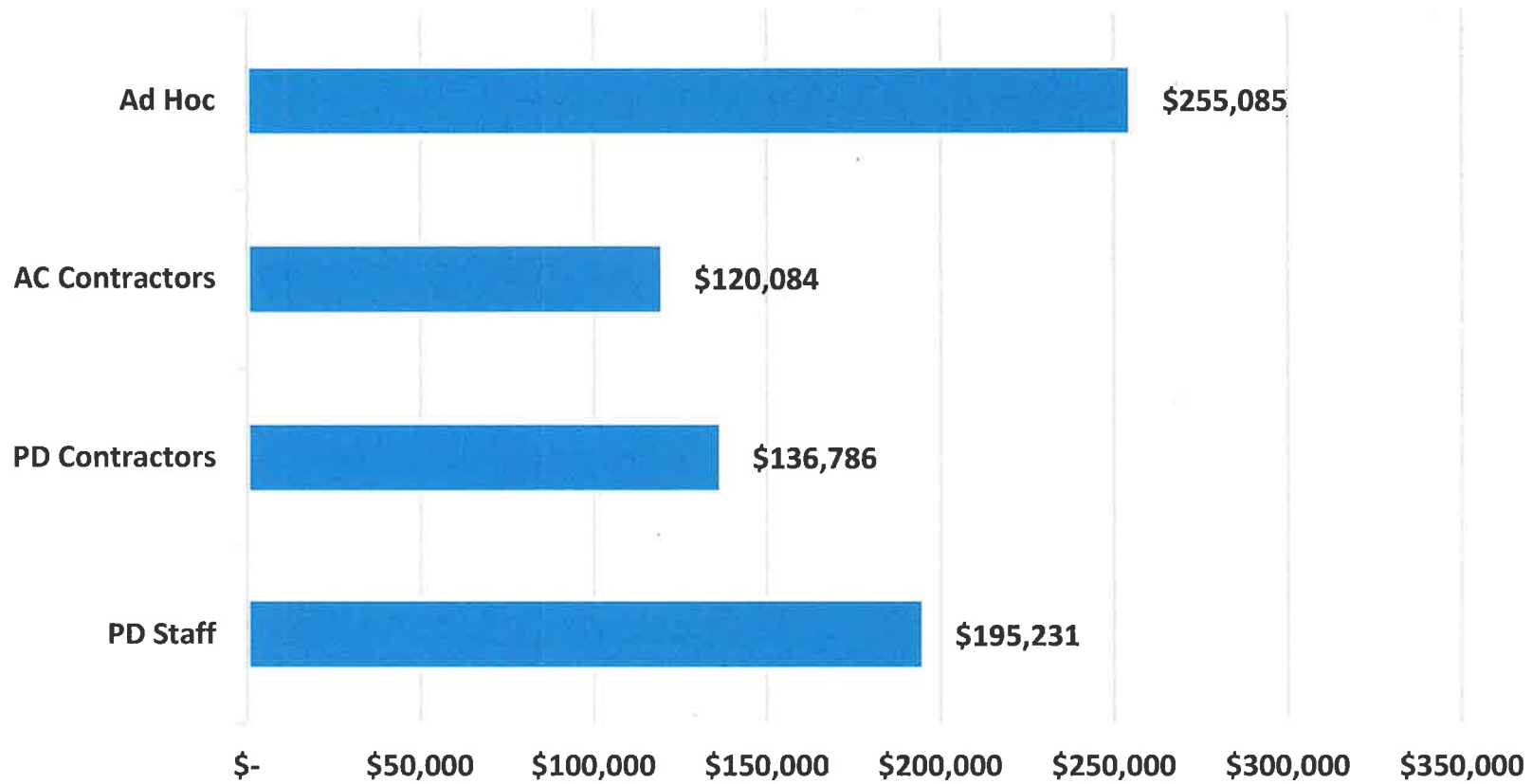
### OFFICE OF THE DEFENDER GENERAL: ASSIGNED COUNSEL JUDICIAL AVERAGE RATINGS 2010-2018 Client Relationship



### OFFICE OF THE DEFENDER GENERAL: ASSIGNED COUNSEL JUDICIAL AVERAGE RATINGS 2010-2018 Professionalism



**Office of the Defender General  
Cost of Legal Services per Lawyer Equivalent Caseload  
Based on Calendar 2020, FY 2020 and FY 2021 Caseload and Cost  
(includes operating expenses but does not include third-party services)**



### Office of the Defender General Blended Cost Per Case

