

Vermont Arts Council

Susan Evans McClure

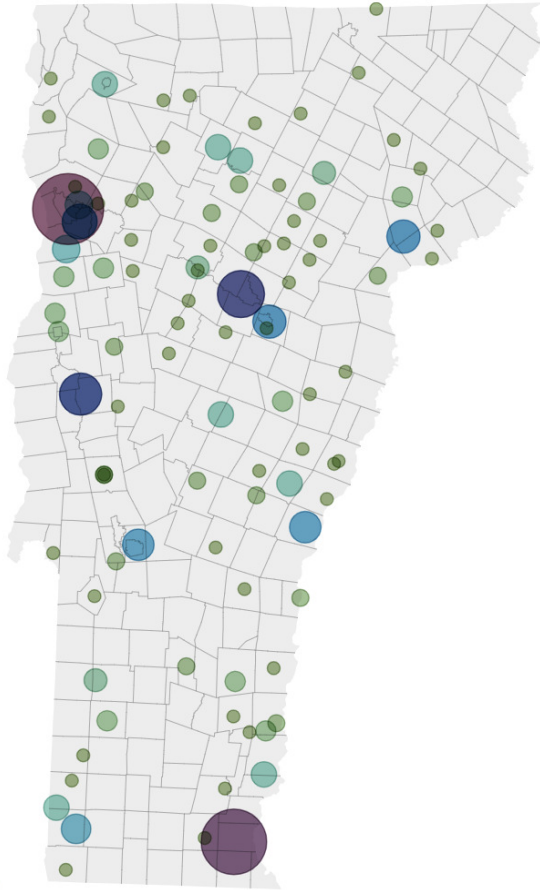
Executive Director

February 2024





Investing in the Arts & Communities




FY23 Grant Making:

- \$8,009,602
- 85 individuals
- 201 organizations
- 100 towns across Vermont

Green Mountain Strummers
Estey Organ Museum, Brattleboro
Creative Aging Grant Recipient





Bus Stop with vibrant colors and oversized roof to attract attention

Green Street
Bus Shop Eat

Green Street
Bus Shop Eat

Green Street
Bus Shop Eat

Street banners to announce Green Street Corridor – with a “Bus, Shop, Eat” message

Public Art planned for Utility Box @ Green & Main

Our Vision

Vergennes Partnership
Tri-Valley Transit Bus Stop
Animating Infrastructure Grant Recipient



"SOMETIMES WE MAY NOT
GET CREDIT FOR THE RIPPLE,
BUT THAT RIPPLE TURNS INTO A
WAVE, AND THE WAVE IS A TSUNAMI.
THE WORLD CHANGES BECAUSE OF US."
—RICARDO BARRIOS

Juniper
Creative Arts
©2023

Juniper Creative Arts
Johnson Elementary School Mural
Animating Infrastructure Grant Recipient

US Bureau of Economic Analysis Data

VERMONT ARTS FACTS

ARTS & CULTURE FOR-PROFIT & NON-PROFIT SECTORS REPRESENT

3% State's GDP **10,007** Jobs



\$1.1 BILLION Arts & Culture



\$1.2 B Construction

The Vermont arts and culture sector was a **\$1.1 billion** industry in **2021** (**3%** of the state's GDP), representing **10,007 jobs** (**3.2%** of Vermont's workforce), and total compensation of **\$673 million**.

Source: [U.S. Bureau of Economic Analysis](#) & [National Assembly of State Arts Agencies](#), 2023 (2021 data collected during the pandemic)



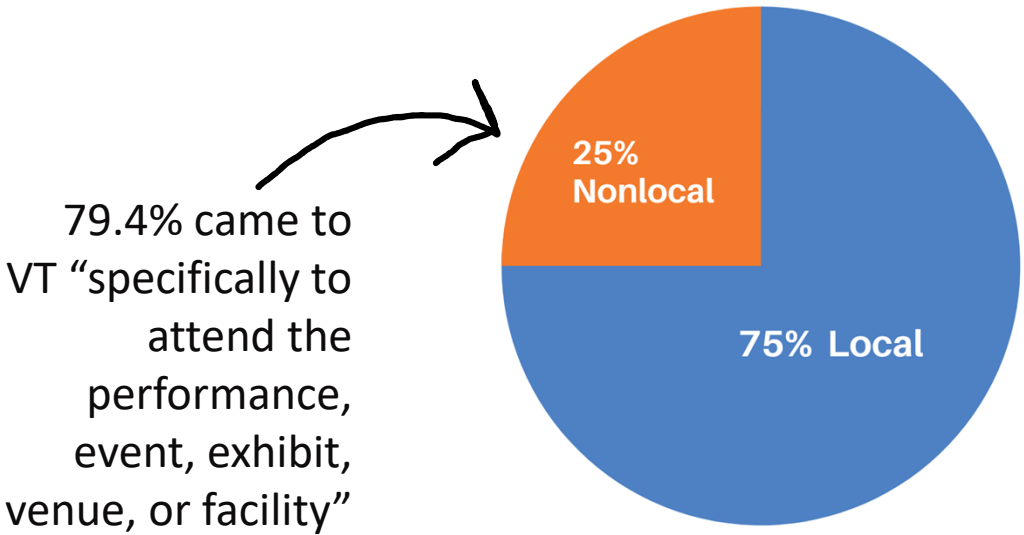
VERMONT
CREATIVE
NETWORK
create vermont



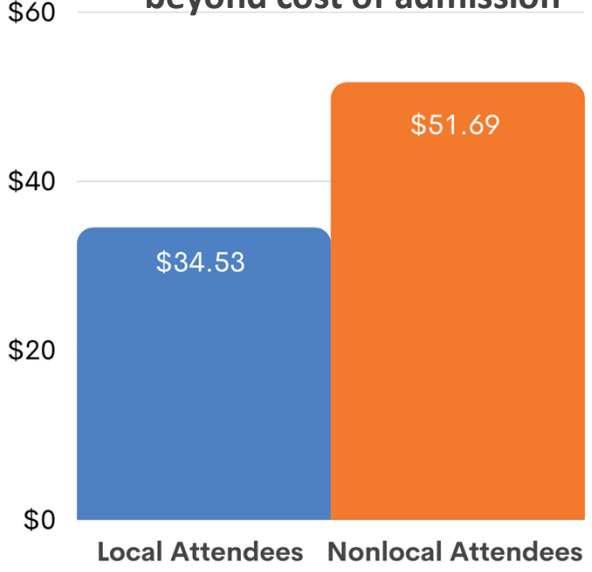
Audiences and Local Economies

➤ 1.4M attendees to arts and culture events during the survey period (2022)

Arts & Culture Attendees



Average Spent Per Person beyond cost of admission



Flood Relief and Climate Resilience

Response in 2023:

- \$67,756 in direct relief to impacted artists
- VACDaRN deployed statewide
- Bridging arts organizations to FEMA, state, and philanthropic resources


Resilience in 2024:

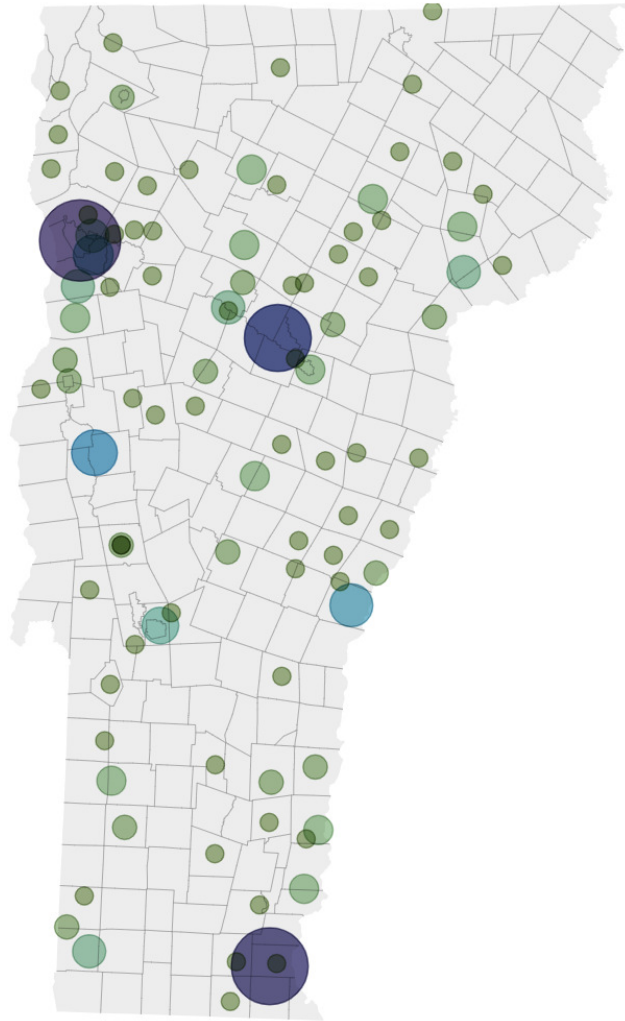
- Trainings on climate change resilience
- Developing emergency preparedness plans



Vermont Studio Center

Weston Theater Co.





COVID Recovery: Vermont Creative Futures Grants

- \$14,055,239 in total COVID relief administered
- Creative Futures:
 - \$8.8 million in direct grants
 - 233 creative sector nonprofit and for-profit businesses
 - 96 towns
 - All 14 counties

The Creative Futures Grant has made it possible to renew and kick start our programming with confidence.
 – Dana Robinson, Executive Director

vermont arts council

Cabot Arts
Creative Futures Grantee

Heritage Winooski Mill Museum
Creative Futures Grantee

The Creative Futures funding will support our paid internship program. The contributions that our interns make will create new opportunities for kids to explore and learn local history in fun and engaging ways.
 – Miriam Block, Executive Director

ZPOTS, Creative Futures Grantee

The creative futures grant helps us to continue to offer well-paying jobs for local artisans and create art that supports and inspires our every day.

ZPOTS, Creative Futures Grantee

FY25 Budget Request



Revenue and Expense Summary	VAC FY23 Actual	VAC FY24 Budget	FY25 Governor's Recommend	VAC FY25 Budget (NEA Match)
REVENUE				
State Appropriation - general fund	859,445	968,940	923,848	968,940
Additional general fund appropriation				
State Capital funds: Art in State Buildings	40,500	75,000	75,000	75,000
State Capital funds: Cultural Facilities Grants	295,972	300,000	300,000	300,000
State Appropriation - ARPA Funds	7,039,575	1,965,000		
Federal Grant: National Endowment for the Arts	884,124	935,242	968,940	968,940
Private funds: Grants, contributions, misc. rev.	424,632	535,188	435,484	435,484
TOTAL REVENUE	9,544,248	4,779,370	2,703,272	2,748,364
EXPENSES				
COVID Relief & Recovery				
Vermont Creative Futures Grants	6,912,500	1,900,000	-	-
Subtotal COVID Grants	6,912,500	1,900,000	-	-
Grants to Artists				
Artist Grants	167,965	191,000	165,000	165,000
Art in State Buildings projects	39,000	67,500	75,000	75,000
Grants to Organizations				
Community Placemaking Grants	88,000	80,000	80,000	80,000
Arts in Education Grants and Services	125,065	135,000	135,000	135,000
Cultural Facilities grants to towns, nonprofits	295,972	300,000	300,000	300,000
Operating, Project Grants for Arts Nonprofits	381,100	498,000	500,000	500,000
Subtotal All Grants	8,009,602	3,171,500	1,255,000	1,255,000
Non-Grant Programs & Services				
Professional development for the field	750	4,000	4,000	4,000
Folk Arts Partnership	35,500	35,000	35,000	35,000
Arts Organization services	126,804	130,400	130,000	130,000
Accessibility - workshops, technical assistance	8,233	10,200	10,000	10,000
Publications, Marketing, Outreach	84,888	74,176	65,000	65,000
Governors Arts awards, Sculpture Garden, Gallery	8,904	16,900	12,364	12,364
Vermont Creative Network	90,368	141,069	27,000	27,000
Staffing for program services	425,489	468,903	480,000	480,000
Program services operating expenses	105,290	75,375	75,000	75,000
Subtotal Services	886,226	956,023	838,364	838,364
Subtotal Grants and Services	8,895,828	4,127,523	2,093,364	2,093,364
Fundraising & Administration				
Staffing	485,326	483,990	490,000	490,000
Phone, postage, printing, rent, travel, other	153,229	167,857	165,000	165,000
Subtotal Fundraising & Administration	638,556	651,847	655,000	655,000
TOTAL EXPENSES	9,534,383	4,779,370	2,748,364	2,748,364
NET SURPLUS/(LOSS)	9,865	-	(45,092)	-

NOTES

\$45,092 additional state funds required for 1:1 match

Vermont Creative Futures Grants

anticipated NEA award

pass-through of NEA funds to VT Folklife Center

- \$968,940 required for federal match on anticipated NEA award
- Requesting increase of \$45,092 to what is in Governor's budget

Fiscal Year 2025 Budget Development Form: Vermont Council on the Arts

		General \$\$	Special \$\$	Total \$\$
2				
3				
4				
5	Approp #1 [1110013000]: Vermont Council on the Arts FY 2024 Approp	896,940	0	896,940
8	Total Approp. After FY 2024 Other Changes	896,940	72,000	968,940
9	CURRENT SERVICE LEVEL/CURRENT LAW	72,000	(72,000)	0
10	<i>Personal Services</i>	45,000	(45,000)	0
19	Salaries, Wages, Insurances, Retirement	45,000	(45,000)	0
20				0
21	<i>Operating Expenses</i>	27,000	(27,000)	0
29	Phone, postage, printing, travel, other	27,000	(27,000)	0
30				0
60	Subtotal of Increases/Decreases*	72,000	(72,000)	0
61	FY 2025 Federal Match Requirement	968,940	0	968,940
62	FY 2025 Governor Recommend	923,848	0	923,848
63	<i>FY 2025 Federal Requirement vs. Recommend</i>	45,092	0	45,092
64				
65				
66	Vermont Council on the Arts FY 2024 Appropriation	896,940	0	896,940
67	Reductions and Other Changes	0	0	0
68	FY 2024 Total After Other Changes	896,940	72,000	968,940
69	TOTAL INCREASES/DECREASES	72,000	(72,000)	0
70	Vermont Council on the Arts FY 2025 Governor Recommend	968,940	0	968,940
71	FY 2025 Governor Recommend Target	923,848	0	923,848
72	<i>FY 2025 Federal Requirement vs. Recommend</i>	45,092	0	45,092
73				



Susan Evans McClure
Executive Director
SEvansMcClure@VermontArtsCouncil.org

