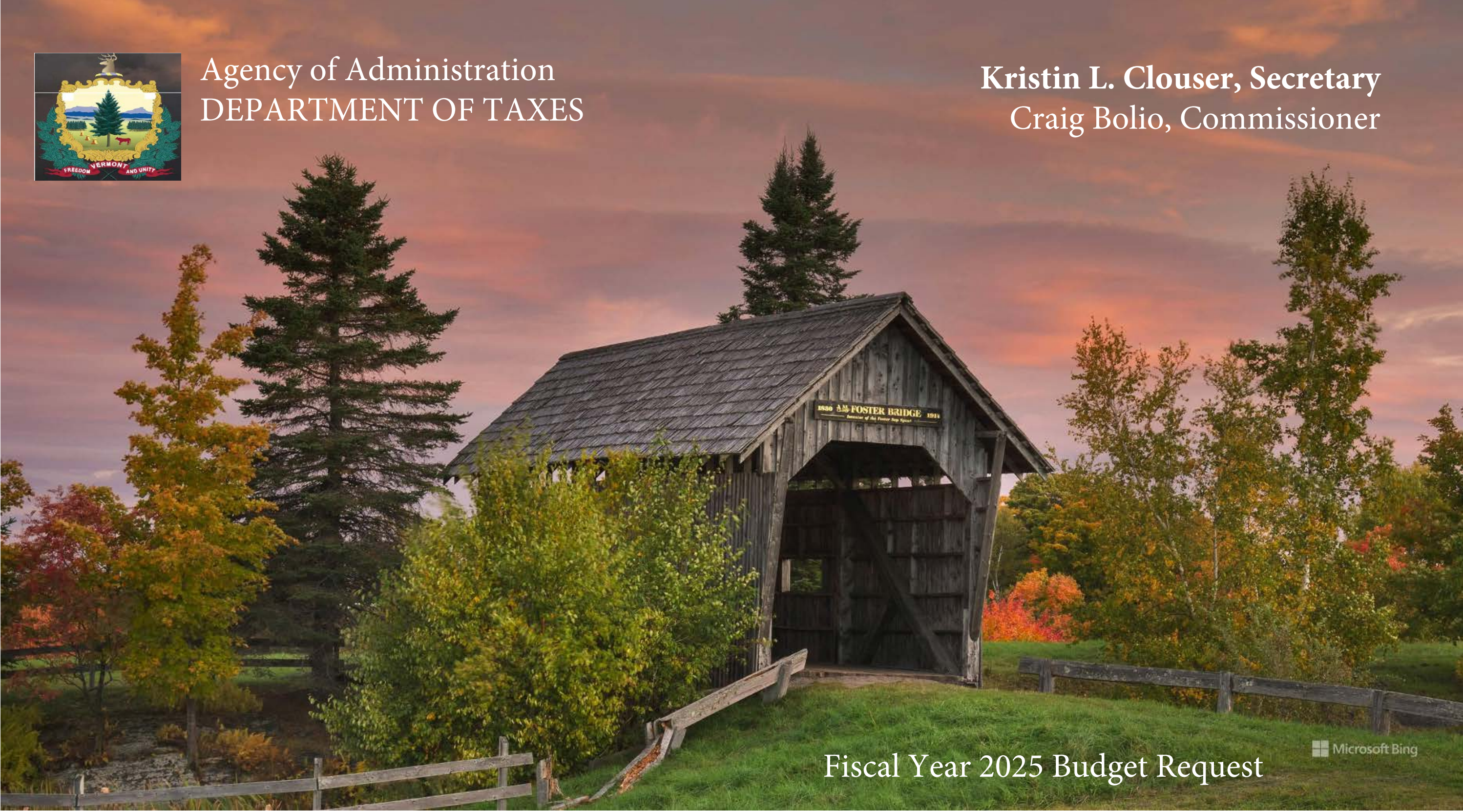




Agency of Administration  
DEPARTMENT OF TAXES

**Kristin L. Clouser, Secretary**  
**Craig Bolio, Commissioner**



Fiscal Year 2025 Budget Request

# *Fiscal Year 2025 Budget Request*

*Agency of Administration*

**D E P A R T M E N T O F  
T A X E S**

**Kristin L. Clouser, Secretary**

*Craig Bolio, Commissioner,*

*Rebecca Sameroff, Deputy Tax Commissioner*

*Andrew Stein, Chief Operating Officer*

*Sharon Asay, Tax Finance Director*

*Budget Development*

*Holly S. Ferrant, AoA Chief Financial Officer*

*Brenda Berry, AoA Deputy Chief Financial Officer*

*Jason Pinard, Financial Director II*

*Ethan Hurley, Financial Director II*

*Fiscal Year 2025 Budget Request*  
*table of contents*

*Agency of Administration*  
**DEPARTMENT OF**  
**TAXES**

Governor’s FY2024 Recommend, Summary & Highlights	4
Crosswalk	7
Program Performance Measures Budget Reports	20
Budget Rollup Report	22
Budget Detail Report	24
Personnel Summary Reports & Organizational Charts	32
Interdepartmental Transfers Receipts Report	47
Grants to Non-State Government Entities Report	48

# Vermont Department of Taxes FY 2025 Budget

---

## Mission

Our mission is to serve Vermonters by administering our tax laws fairly and efficiently to help taxpayers understand and comply with their state tax obligations.

## Be a model of service-oriented tax administration

### Our Goals

---

Service-oriented tax administration improves compliance rates, increases taxpayer satisfaction, and enhances engagement with our community. By helping Vermont's taxpayers understand their tax liabilities and making tax filing and payment as easy as possible, we enable our taxpayers to meet their tax obligations, supporting the voluntary reporting structure that is the bedrock of the U.S. tax system. We strive to provide user friendly systems, clear guidance, and easy ways to contact the Department when taxpayers need help.

## Reduce the tax gap

---

The tax gap represents the difference between the amount of taxes that should have been paid to Vermont and the amount that was paid. Unreported, underreported, and unpaid taxes all contribute to the tax gap. A study released in September 2019 by the IRS estimated the net federal tax compliance rate for tax years 2011-2013 was 85.8%. Scaling this amount to Vermont's tax collection base would result in a Vermont tax gap of over \$300 million annually. Reducing the tax gap involves both promoting voluntary compliance as well as ensuring we effectively and fairly address compliance situations where taxes are not reported and paid voluntarily.

## Promote a healthy organizational culture that helps our employees thrive

---

For us to rise to our mission, we must recruit and retain the most talented workforce possible. Recognizing that our agency is competing with a variety of other organizations, including private sector businesses and other government entities, we must strive to be an employer of choice within Vermont state government. By focusing on culture, employee engagement and morale, and rewarding opportunities for staff, we can ensure we're providing the highest possible level of government service, as well as a great place to work for Vermonters.

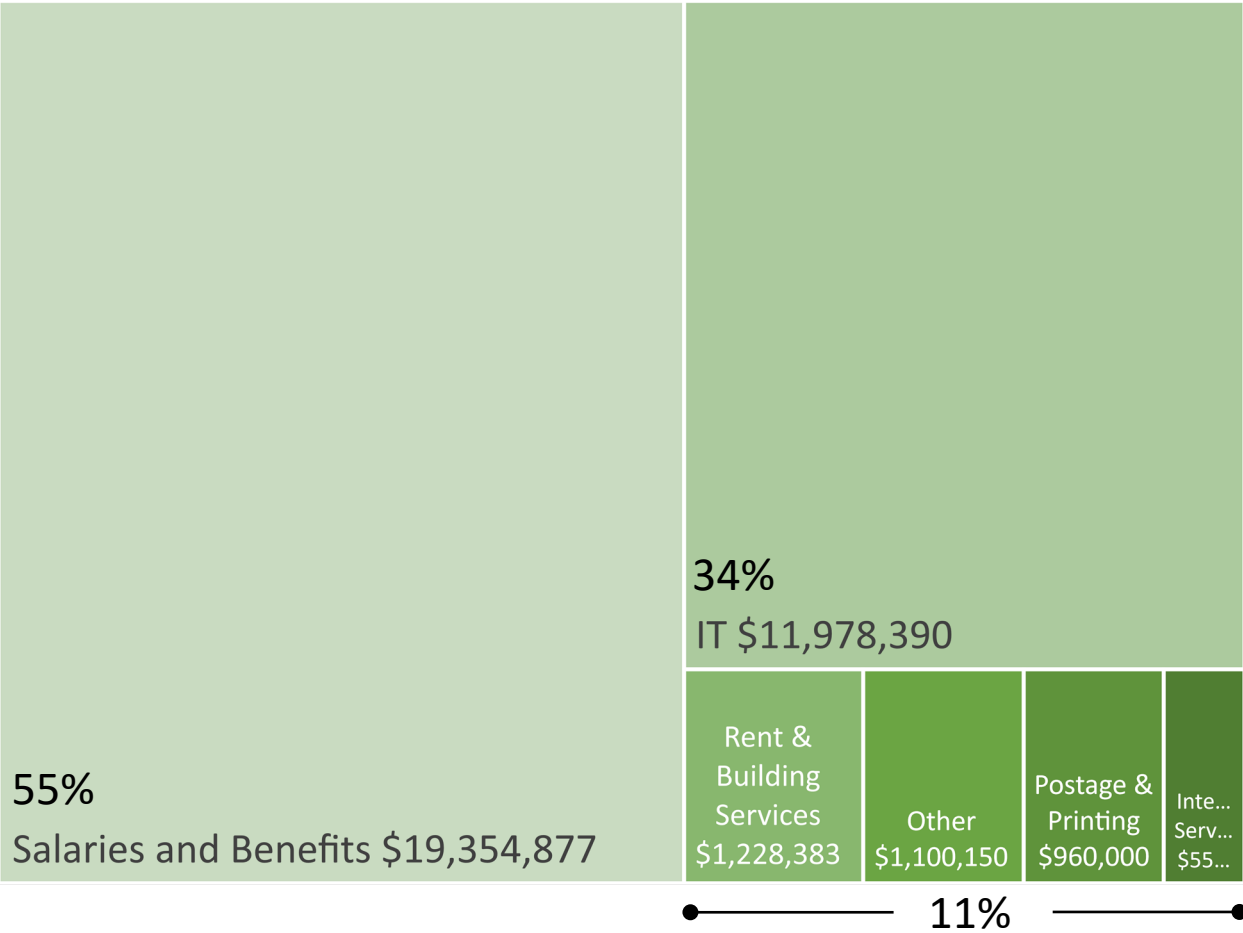
# Vermont Department of Taxes FY 2025 Budget

## Our Core Values

 <b>Service</b>	 <b>Integrity</b>	 <b>Growth</b>	 <b>Community</b>
<p>We lean into problem solving.</p> <p>We are responsive to taxpayers, and we listen.</p> <p>We treat each taxpayer fairly.</p> <p>We provide reliable, clear communication and guidance.</p> <p>We promote voluntary compliance to reduce the tax gap.</p>	<p>We keep systems and confidential information secure.</p> <p>We set realistic expectations and follow through when we say we will do something.</p> <p>We collect the correct amount of tax.</p> <p>We hold ourselves accountable.</p> <p>We provide honest and accurate information.</p>	<p>We work together to adapt to new challenges and continuously improve.</p> <p>We provide a solid career path and communicate with staff to meet goals and recognize accomplishments.</p> <p>We provide educational opportunities to foster an environment that promotes professional and personal growth.</p>	<p>We work as one team across the Department.</p> <p>We encourage asking for and accepting help when needed.</p> <p>We treat all people with kindness.</p> <p>We value difference of thought, experience, and culture.</p> <p>We work across agencies towards common goals.</p>

# Vermont Department of Taxes FY 2025 Budget

Total Expenses \$35,173,728



## Current Initiatives

**Implement New Policies, including:**

- Childcare Contribution
- Corporate Income Tax Reforms
- New Local Option Tax Towns

**Maintain historically high processing efficiency this tax season**

**Complete the Vermont Property Information Exchange (VTPIE)**

- Implementation of new statewide property tax IT system

**Implement New Scanning System**

**Build on recruitment success**

**Continue process improvements on forms and VTax updates**

**Further operationalize organizational values**

# Vermont Department of Taxes FY 2025 Budget – Ups & Downs

Budget Category	General Fund	Special Fund	Inter Transfer	Total \$
<b><i>FY24 Appropriation</i></b>	<b>22,406,475</b>	<b>8,359,270</b>	<b>45,000</b>	<b>30,810,745</b>
<b>Net Ups &amp; Downs in FY25</b>				
<b>Salary &amp; Wages</b>	327,212	1,555,337		<b>1,882,549</b>
<b>Health Insurance</b>	344,016			<b>344,016</b>
<b>Retirement</b>	110,883			<b>110,883</b>
<b>Other Benefits &amp; Workers' Comp</b>	32,900	2,061		<b>34,961</b>
<b>VT Family &amp; Medical Leave Insurance Premium</b>	40,287			<b>40,287</b>
<b>Child Care Contribution</b>	35,832			<b>35,832</b>
<b>Vacancy Turnover Savings</b>	(350,000)			<b>(350,000)</b>
<b>General Operating Expenses</b>	451,480	34,432	0	<b>485,912</b>
<b>CCC Operational Costs</b>		580,000		<b>580,000</b>
<b>3% Increase for LOT &amp; SALAP Admin</b>		105,905		<b>105,905</b>
<b>Increase Op Expenses for LOT &amp; PVR Admin Funds</b>	(14,481)	43,704		<b>29,223</b>
<b>CMF - New Scanning System &amp; New FAST contract</b>		1,200,000		<b>1,200,000</b>
<b>Reductions to Operating Expenditures</b>	(136,585)			<b>(136,585)</b>
<b>Subtotal of Increases/Decreases</b>	<b>841,544</b>	<b>3,521,439</b>	<b>0</b>	<b>4,362,983</b>
<b>FY 2025 Governor Recommend</b>	<b>23,248,019</b>	<b>11,880,709</b>	<b>45,000</b>	<b>35,173,728</b>

# Vermont Department of Taxes FY 2025 Budget

---

## **Renter Credit**

- Renter Credit (formerly Renter Rebate) was overhauled for Tax Year 2021
- The program has been budgeted at \$9.5M annually but has come in at ~\$2M-~\$3M under that
- The program update is aimed at expanding eligibility and using the full \$9.5M appropriation.
  - By changing the income eligibility thresholds, more low-income Vermonters would be eligible to receive the Renter Credit and many current recipients would receive a larger credit. The proposed expansion would:
    - Raise the income limit from 50% Area Median Income (AMI) to 65% AMI
    - ~3K more renters would get a credit; ~4K existing recipients get a bigger credit



## 2023 Performance

# 2023 Spotlight: Rising Above the Flood

---



# The Cleanup Begins– July 17<sup>th</sup>

---



## A New Location– July 18<sup>th</sup>

---

- We secured our COOP location on the National Life campus in Montpelier.
- We arranged for our mail to be delivered and set up roughly 50 workspaces and several conference rooms.
- On July 19, the processing team began working on the backlog of mail.
- A small team of employees made several trips into our building to get supplies and move computers and printers to our new location.
- Within a week of the flood, we had 20-30 staff set up and working at our new location. The remainder of the staff continued to work remotely.

# Moving the Scanner - August 3<sup>rd</sup>

---



## Catching Up - August 4<sup>th</sup>

---

- Revenue processing team scanned over 24,000 pages in one day.
- In less than a week, they had scanned and processed the entire backlog of mail.
- All paper checks received were scanned and deposited.
- We caught up with refunding; both electronic refunds and paper checks.

# Why Was the Flood Response Successful?

---

- Most of our staff can work remotely
- We had a general structure in place for our COOP, but were not overly rigid – learned lessons from COVID
- Our team involved with the move came in with a relentless, can-do, problem-solving attitude and we worked the process effectively
- We didn't have any tax records or public records in the basement!

# Vermont Department of Taxes FY 2025 Budget

---

**Program:** Personal Income Tax Administration

**Goals:**

- Ensure the Personal Income Tax code is administered equitably and efficiently
- Ensure proper amount of tax is paid
- Prevent identity theft and other fraud
- Quickly provide Vermonters with valid tax refunds

Performance Measure	CY 2022	CY2023
Erroneous refunds prevented (\$)	\$8.1M	\$7.7M
Timely filed refunds issued within 45 days of due date (%)	95%	96%
Refunds issued within 30 days of filing (%)	82%	84%



# Vermont Department of Taxes FY 2025 Budget

---

**Program:** Property Tax Credit

**Goals:**

- Provide residential property tax relief to Vermonters
- Prevent improper payments

Performance Measure	CY 2022	CY2023
Property tax adjustments granted(\$)	\$179M	\$171.4M
Erroneous credits prevented (\$)	\$15.6M	\$15.5M
Claims that require manual review (%)	16%	15%

# Vermont Department of Taxes FY 2025 Budget

---

**Program:** Renter Credit

**Goals:**

- Provide housing cost relief to Vermont renters
- Prevent improper payments
- Issue valid credits to Vermonters quickly

Performance Measure	CY2022	CY2023
Amount of renter credits granted(\$)	\$6.8M	\$6.2M
Erroneous credits prevented (\$)	\$4.2M	\$4.4M
Credits issued within 60 days of filing (%)	61%	95%

# Vermont Department of Taxes FY 2025 Budget

---

**Program:** Current Use

**Goals:**

- Provide accurate, equitable, and transparent administration of Current Use reductions
- Ensure timely and accurate determination of program enrollment
- Provide accurate data to issue payments to municipalities for foregone revenue

Performance Measure	CY 2021	CY2022
Amount of benefit to landowners (\$)	\$65.5M	\$69.5M
Applications Processed by April 15 (%)	20%	21%
Average days to process applications	143	199

Agency of Administration - Department of Taxes

Program Name	Appropriation Dept ID	Program Purpose and Context	Program Services Provided	Program Website	Number of Measures Reported
Personal Income Tax Administration	1140010000	The following performance metrics center around the controls and efficiencies of administering Vermont's Personal Income Tax, especially as it applies to refundable dollars going out the door. The State's Personal Income Tax applies to hundreds of thousands of Vermonters, is the largest source of revenue for the General Fund, and is used to provide key benefits like the Earned Income Tax Credit.	The Department works with the preparer community to provide updates on statutory updates and to provide training to volunteer preparers who may assist taxpayers in completing these documents. The Department publishes press releases and works with media outlets to remind taxpayers of their filing responsibilities. The Department strives to update and provide clear guidance for taxpayers and preparers on how to file these returns.	<a href="https://tax.vermont.gov/individuals/personal-income-tax">https://tax.vermont.gov/individuals/personal-income-tax</a>	3
Property Tax Credit	1140040000	Vermont's Property Tax Credit program is used to assist primary homeowners in Vermont pay statewide education property taxes based on their income. Resident households with 2021 incomes less than roughly \$140,000 may be eligible for a property tax credit to reduce what they would otherwise owe in property taxes.	The Department works with the preparer community to provide updates on statutory updates and to provide training to volunteer preparers who may assist taxpayers in completing these documents. The Department publishes press releases and works with media outlets to remind taxpayers of their filing responsibilities. The Department strives to update and provide clear guidance for taxpayers and preparers on how to file these returns.	<a href="https://tax.vermont.gov/property/tax-credit">https://tax.vermont.gov/property/tax-credit</a>	3
Current Use	1140070000	Vermont's Current Use program aims to encourage and conserve Vermont's productive forest and agricultural lands. It is administered by the Department of Taxes' Division of Property Valuation and Review. As of January 2023, 2,531,733 acres, 15,669 landowners, and 19,259 parcels were enrolled in Current use.	The Department strives to update and provide clear guidance for landowners, consulting foresters and municipal officials. The Department provides annual training for municipal officials to help them understand and complete their statutory requirements as they pertain to Current Use. The Department works with stakeholders and partners on statutory updates and guidance.	<a href="https://tax.vermont.gov/property/current-use">https://tax.vermont.gov/property/current-use</a>	3
Renter Credit	1140330000	Vermont's Renter Rebate program has long been administered by the Tax Department as part of the Personal Income Tax filing process to assist lower-income Vermonters with the cost of rent. It is being replaced in 2021 with a new Renter Credit with more inclusive eligibility criteria, a more accessible form, new income limits, and a smooth phaseout for eligibility,	The Department works with the preparer community to provide updates on statutory updates and to provide training to volunteer preparers who may assist taxpayers in completing these documents. The Department publishes press releases and works with media outlets to remind taxpayers of their filing responsibilities. The Department strives to update and provide clear guidance for taxpayers and preparers on how to file these returns.	<a href="https://tax.vermont.gov/individuals/renter-credit">https://tax.vermont.gov/individuals/renter-credit</a>	3

Agency of Administration - Department of Taxes

Program Name	Measure	Measure Type	Unit Type	Reporting Period	2018	2019	2020	2021	2022	2023
Current Use	Average days for Tax Dept processing	How Well?	Number	CY	98	105	105	155	143	199
Current Use	Percent of applications processed by April 15	How Well?	Percent	CY	52%	54%	39%	20%	20%	21%
Current Use	Amount of savings to landowners	Better Off?	Currency	CY	63100000	64100000	66,500,000	66,600,000	65,600,000	69,500,000
Personal Income Tax Administration	Percent of filed refunds issued within 45 days of due date	How Well?	Percent	CY	90%	94%	95%	90%	95%	96%
Personal Income Tax Administration	Percent of refunds issued within 30 days	How Well?	Percent	CY	69%	71%	73%	64%	82%	84%
Personal Income Tax Administration	Amount of erroneous refunds prevented	How Much?	Currency	CY	5300000	6300000	7,000,000	6,900,000	8,100,000	7,700,000
Property Tax Credit	Amount of erroneous adjustments prevented	How Well?	Currency	CY	17996878	14100000	14,500,000	14,400,000	15,600,000	15,500,000
Property Tax Credit	Percent of claims that require manual review	How Well?	Percent	CY	35%	20%	16%	16%	16%	15%
Property Tax Credit	Amount of property tax adjustments granted	How Much?	Currency	CY	182500000	183500000	188,400,000	187,900,000	179,000,000	171,400,000
Renter Credit	Percent of claims issued within 60 days	How Well?	Percent	CY	35%	42%	77%	73%	61%	95%
Renter Credit	Amount of erroneous credits prevented	How Well?	Currency	CY	5800000	4000000	3,400,000	5,600,000	4,200,000	4,400,000
Renter Credit	Amount of renter credits granted	How Much?	Currency	CY	8100000	8500000	8,100,000	6,800,000	6,800,000	6,200,000

## State of Vermont Budget Rollup Report

Organization: 1140010000 - Tax - Administration/Collection

### Budget Object Group: 1. PERSONAL SERVICES

Budget Object Rollup Name	FY2023 Actuals	FY2024 Original As Passed Budget	FY2024 Governor's BAA Recommended Budget	FY2025 Governor's Recommended Budget	Difference Between FY2025 Governor's Recommend and FY2024 As Passed	Percent Change FY2025 Governor's Recommend and FY2024 As Passed
Salaries and Wages	10,090,049	10,450,447	10,450,447	10,427,659	(22,788)	-0.2%
Fringe Benefits	5,554,987	6,472,793	6,472,793	7,044,881	572,088	8.8%
Contracted and 3rd Party Service	1,609,499	7,765,214	7,765,214	8,945,214	1,180,000	15.2%
PerDiem and Other Personal Services	29,207	334,800	334,800	1,887,837	1,553,037	463.9%
<b>Budget Object Group Total: 1. PERSONAL SERVICES</b>	<b>17,283,742</b>	<b>25,023,254</b>	<b>25,023,254</b>	<b>28,305,591</b>	<b>3,282,337</b>	<b>13.1%</b>

### Budget Object Group: 2. OPERATING

Budget Object Rollup Name	FY2023 Actuals	FY2024 Original As Passed Budget	FY2024 Governor's BAA Recommended Budget	FY2025 Governor's Recommended Budget	Difference Between FY2025 Governor's Recommend and FY2024 As Passed	Percent Change FY2025 Governor's Recommend and FY2024 As Passed
Equipment	26,987	5,000	5,000	17,500	12,500	250.0%
IT/Telecom Services and Equipment	3,228,506	2,965,072	2,965,072	3,764,876	799,804	27.0%
IT Repair and Maintenance Services	40,630	66,900	66,900	50,000	(16,900)	-25.3%
Other Operating Expenses	252,932	274,478	274,478	265,000	(9,478)	-3.5%
Other Rental	10,335	18,600	18,600	15,600	(3,000)	-16.1%
Other Purchased Services	1,236,511	1,323,997	1,323,997	1,435,928	111,931	8.5%
Property and Maintenance	4,868	19,000	19,000	19,000	0	0.0%
Property Rental	896,371	933,844	933,844	1,115,783	181,939	19.5%
Supplies	95,153	114,050	114,050	115,600	1,550	1.4%
Travel	61,868	66,550	66,550	68,850	2,300	3.5%
<b>Budget Object Group Total: 2. OPERATING</b>	<b>5,854,164</b>	<b>5,787,491</b>	<b>5,787,491</b>	<b>6,868,137</b>	<b>1,080,646</b>	<b>18.7%</b>

### Budget Object Group: 3. GRANTS

Budget Object Rollup Name	FY2023 Actuals	FY2024 Original As Passed Budget	FY2024 Governor's BAA Recommended Budget	FY2025 Governor's Recommended Budget	Difference Between FY2025 Governor's Recommend and FY2024 As Passed	Percent Change FY2025 Governor's Recommend and FY2024 As Passed
Grants Rollup	0	0	0	0	0	0.0%
<b>Budget Object Group Total: 3. GRANTS</b>	<b>0</b>	<b>0</b>	<b>0</b>	<b>0</b>		<b>0.0%</b>

<b>Total Expenditures</b>	<b>23,137,906</b>	<b>30,810,745</b>	<b>30,810,745</b>	<b>35,173,728</b>	<b>4,362,983</b>	<b>14.2%</b>
---------------------------	-------------------	-------------------	-------------------	-------------------	------------------	--------------

## State of Vermont Budget Rollup Report

Organization: 1140010000 - Tax - Administration/Collection

<b>Fund Name</b>	<b>FY2023 Actuals</b>	<b>FY2024 Original As Passed Budget</b>	<b>FY2024 Governor's BAA Recommended Budget</b>	<b>FY2025 Governor's Recommended Budget</b>	<b>Difference Between FY2025 Governor's Recommend and FY2024 As Passed</b>	<b>Percent Change FY2025 Governor's Recommend and FY2024 As Passed</b>
General Funds	20,925,410	22,406,475	22,406,475	23,248,019	841,544	3.8%
Special Fund	2,178,388	8,359,270	8,359,270	11,880,709	3,521,439	42.1%
Coronavirus Relief Fund	0	0	0	0	0	0.0%
IDT Funds	34,109	45,000	45,000	45,000	0	0.0%
<b>Funds Total</b>	<b>23,137,906</b>	<b>30,810,745</b>	<b>30,810,745</b>	<b>35,173,728</b>	<b>4,362,983</b>	<b>14.2%</b>

Position Count	150
FTE Total	149.8

**State of Vermont  
Budget Detail Report**

Organization: 1140010000 - Tax - Administration/Collection

**Budget Object Group: 1. PERSONAL SERVICES**

<b>Salaries and Wages</b>		<b>FY2023 Actuals</b>	<b>FY2024 Original As Passed Budget</b>	<b>FY2024 Governor's BAA Recommended Budget</b>	<b>FY2025 Governor's Recommended Budget</b>	<b>Difference Between FY2025 Governor's Recommend and FY2024 As Passed</b>	<b>Percent Change FY2025 Governor's Recommend and FY2024 As Passed</b>
<b>Description</b>	<b>Code</b>						
Classified Employees	500000	10,064,165	9,302,727	9,302,727	9,565,458	262,731	2.8%
Exempt	500010	0	1,227,720	1,227,720	1,292,201	64,481	5.3%
Temporary Employees	500040	0	270,000	270,000	270,000	0	0.0%
Overtime	500060	25,884	50,000	50,000	50,000	0	0.0%
Vacancy Turnover Savings	508000	0	(400,000)	(400,000)	(750,000)	(350,000)	87.5%
<b>Total: Salaries and Wages</b>		<b>10,090,049</b>	<b>10,450,447</b>	<b>10,450,447</b>	<b>10,427,659</b>	<b>(22,788)</b>	<b>-0.2%</b>

<b>Fringe Benefits</b>		<b>FY2023 Actuals</b>	<b>FY2024 Original As Passed Budget</b>	<b>FY2024 Governor's BAA Recommended Budget</b>	<b>FY2025 Governor's Recommended Budget</b>	<b>Difference Between FY2025 Governor's Recommend and FY2024 As Passed</b>	<b>Percent Change FY2025 Governor's Recommend and FY2024 As Passed</b>
<b>Description</b>	<b>Code</b>						
FICA - Classified Employees	501000	741,512	711,635	711,635	731,764	20,129	2.8%
FICA - Exempt	501010	0	93,876	93,876	98,854	4,978	5.3%
Health Ins - Classified Empl	501500	2,079,774	2,403,741	2,403,741	2,698,031	294,290	12.2%
Health Ins - Exempt	501510	0	252,511	252,511	302,237	49,726	19.7%
Retirement - Classified Empl	502000	2,502,056	2,457,819	2,457,819	2,536,967	79,148	3.2%
Retirement - Exempt	502010	0	275,095	275,095	306,830	31,735	11.5%
Dental - Classified Employees	502500	97,719	110,890	110,890	111,743	853	0.8%
Dental - Exempt	502510	0	9,383	9,383	9,383	0	0.0%
Life Ins - Classified Empl	503000	42,214	40,865	40,865	42,885	2,020	4.9%
Life Ins - Exempt	503010	0	5,766	5,766	6,072	306	5.3%
LTD - Classified Employees	503500	2,653	2,895	2,895	1,903	(992)	-34.3%
LTD - Exempt	503510	0	2,062	2,062	2,172	110	5.3%
EAP - Classified Empl	504000	4,504	4,692	4,692	4,692	0	0.0%
EAP - Exempt	504010	0	408	408	408	0	0.0%
FMLI	504040	0	0	0	40,287	40,287	100.0%
Child Care Contribution Exp	504045	0	0	0	35,832	35,832	100.0%
Employee Tuition Costs	504530	0	8,000	8,000	8,000	0	0.0%
Employee Moving Expense	504540	2,500	0	0	0	0	0.0%
Workers Comp - Ins Premium	505200	65,507	82,264	82,264	89,821	7,557	9.2%
Unemployment Compensation	505500	16,549	10,891	10,891	17,000	6,109	56.1%
<b>Total: Fringe Benefits</b>		<b>5,554,987</b>	<b>6,472,793</b>	<b>6,472,793</b>	<b>7,044,881</b>	<b>572,088</b>	<b>8.8%</b>



**State of Vermont  
Budget Detail Report**

Organization: 1140010000 - Tax - Administration/Collection

<b>Contracted and 3rd Party Service</b>		<b>FY2023 Actuals</b>	<b>FY2024 Original As Passed Budget</b>	<b>FY2024 Governor's BAA Recommended Budget</b>	<b>FY2025 Governor's Recommended Budget</b>	<b>Difference Between FY2025 Governor's Recommend and FY2024 As Passed</b>	<b>Percent Change FY2025 Governor's Recommend and FY2024 As Passed</b>
<b>Description</b>	<b>Code</b>						
Contr&3Rd Pty-Educ & Training	507350	4,861	35,000	35,000	30,000	(5,000)	-14.3%
Adr Mediation	507505	0	0	0	0	0	0.0%
Contr&3Rd Pty - Info Tech	507550	1,559,587	6,963,514	6,963,514	8,163,514	1,200,000	17.2%
Other Contr and 3Rd Pty Serv	507600	21,203	721,700	721,700	721,700	0	0.0%
Recording & Other Fees	507620	23,848	45,000	45,000	30,000	(15,000)	-33.3%
<b>Total: Contracted and 3rd Party Service</b>		<b>1,609,499</b>	<b>7,765,214</b>	<b>7,765,214</b>	<b>8,945,214</b>	<b>1,180,000</b>	<b>15.2%</b>

<b>PerDiem and Other Personal Services</b>		<b>FY2023 Actuals</b>	<b>FY2024 Original As Passed Budget</b>	<b>FY2024 Governor's BAA Recommended Budget</b>	<b>FY2025 Governor's Recommended Budget</b>	<b>Difference Between FY2025 Governor's Recommend and FY2024 As Passed</b>	<b>Percent Change FY2025 Governor's Recommend and FY2024 As Passed</b>
<b>Description</b>	<b>Code</b>						
Catamount Health Assessment	505700	4,267	9,300	9,300	7,000	(2,300)	-24.7%
Per Diem	506000	13,053	20,000	20,000	20,000	0	0.0%
Other Personal Services	506199	0	300,000	300,000	1,855,337	1,555,337	518.4%
Other Pers Serv	506200	0	0	0	0	0	0.0%
Transcripts	506220	204	500	500	500	0	0.0%
Service of Papers	506240	11,506	5,000	5,000	5,000	0	0.0%
Service of Papers Sheriff	506245	177	0	0	0	0	0.0%
<b>Total: PerDiem and Other Personal Services</b>		<b>29,207</b>	<b>334,800</b>	<b>334,800</b>	<b>1,887,837</b>	<b>1,553,037</b>	<b>463.9%</b>

<b>Total: 1. PERSONAL SERVICES</b>		<b>17,283,742</b>	<b>25,023,254</b>	<b>25,023,254</b>	<b>28,305,591</b>	<b>3,282,337</b>	<b>13.1%</b>
------------------------------------	--	-------------------	-------------------	-------------------	-------------------	------------------	--------------

**Budget Object Group: 2. OPERATING**

<b>Equipment</b>		<b>FY2023 Actuals</b>	<b>FY2024 Original As Passed Budget</b>	<b>FY2024 Governor's BAA Recommended Budget</b>	<b>FY2025 Governor's Recommended Budget</b>	<b>Difference Between FY2025 Governor's Recommend and FY2024 As Passed</b>	<b>Percent Change FY2025 Governor's Recommend and FY2024 As Passed</b>
<b>Description</b>	<b>Code</b>						
Office Equipment	522410	0	0	0	10,000	10,000	100.0%
Furniture & Fixtures	522700	26,987	5,000	5,000	7,500	2,500	50.0%
<b>Total: Equipment</b>		<b>26,987</b>	<b>5,000</b>	<b>5,000</b>	<b>17,500</b>	<b>12,500</b>	<b>250.0%</b>

**State of Vermont  
Budget Detail Report**

Organization: 1140010000 - Tax - Administration/Collection

IT/Telecom Services and Equipment		FY2023 Actuals	FY2024 Original As Passed Budget	FY2024 Governor's BAA Recommended Budget	FY2025 Governor's Recommended Budget	Difference Between FY2025 Governor's Recommend and FY2024 As Passed	Percent Change FY2025 Governor's Recommend and FY2024 As Passed
Description	Code						
Software-License-ApplicaSupprt	516551	0	0	0	0	0	0.0%
Software-License-Security	516554	0	0	0	0	0	0.0%
ADS VOIP Expense	516605	(8,748)	24,000	24,000	10,000	(14,000)	-58.3%
Internet	516620	1,960	4,000	4,000	4,000	0	0.0%
Telecom-Telephone Services	516652	0	0	0	0	0	0.0%
Telecom-Toll Free Phone Serv	516657	1,648	2,000	2,000	2,000	0	0.0%
Telecom-Wireless Phone Service	516659	19,825	35,000	35,000	25,000	(10,000)	-28.6%
ADS Enterp App Supp SOV Emp Exp	516660	710,830	725,565	725,565	847,333	121,768	16.8%
ADS App Support SOV Emp Exp	516661	0	0	0	0	0	0.0%
ADS End User Computing Exp.	516662	1,889,370	1,500,000	1,500,000	2,189,744	689,744	46.0%
ADS Hosting Charges	516663	0	51,063	51,063	0	(51,063)	-100.0%
ADS Security SOV Employee Exp.	516665	56,584	70,000	70,000	70,000	0	0.0%
ADS EA SOV Employee Expense	516667	0	1,000	1,000	1,000	0	0.0%
It Intsvccost-Vision/Isdassess	516671	137,713	149,960	149,960	152,852	2,892	1.9%
ADS Centrex Exp.	516672	2,583	3,400	3,400	3,400	0	0.0%
ADS PM SOV Employee Expense	516683	44,638	40,000	40,000	50,000	10,000	25.0%
ADS Allocation Exp.	516685	178,463	181,584	181,584	192,047	10,463	5.8%
ADS ACD Exp.	516686	0	0	0	0	0	0.0%
ADS Project Mgmt Contracts	516690	32,198	0	0	0	0	0.0%
ADS Security Contracts	516693	99,500	100,000	100,000	120,000	20,000	20.0%
Hw - Computer Peripherals	522201	19,131	15,000	15,000	20,000	5,000	33.3%
Hardware - Desktop & Laptop Pc	522216	25,856	60,000	60,000	75,000	15,000	25.0%
Hw - Printers,Copiers,Scanners	522217	14,495	2,500	2,500	2,500	0	0.0%
Hw-Video Conferencing	522260	694	0	0	0	0	0.0%
Hardware - Data Network	522273	0	0	0	0	0	0.0%
Software-Security	522288	0	0	0	0	0	0.0%
Communications Equipment	522430	1,767	0	0	0	0	0.0%
<b>Total: IT/Telecom Services and Equipment</b>		<b>3,228,506</b>	<b>2,965,072</b>	<b>2,965,072</b>	<b>3,764,876</b>	<b>799,804</b>	<b>27.0%</b>

**State of Vermont  
Budget Detail Report**

Organization: 1140010000 - Tax - Administration/Collection

<b>IT Repair and Maintenance Services</b>		<b>FY2023 Actuals</b>	<b>FY2024 Original As Passed Budget</b>	<b>FY2024 Governor's BAA Recommended Budget</b>	<b>FY2025 Governor's Recommended Budget</b>	<b>Difference Between FY2025 Governor's Recommend and FY2024 As Passed</b>	<b>Percent Change FY2025 Governor's Recommend and FY2024 As Passed</b>
<b>Description</b>	<b>Code</b>						
Repair&Maintenance-Comsys Hw	513005	0	500	500	0	(500)	-100.0%
Repair & Maint - Office Tech	513010	38,702	65,000	65,000	50,000	(15,000)	-23.1%
Hardwre-Rep&Main-PrintCopyScan	513038	1,928	0	0	0	0	0.0%
Software-Rep&Maint-ApplicaSupp	513050	0	1,400	1,400	0	(1,400)	-100.0%
Software-Rep&Maint-Security	513053	0	0	0	0	0	0.0%
<b>Total: IT Repair and Maintenance Services</b>		<b>40,630</b>	<b>66,900</b>	<b>66,900</b>	<b>50,000</b>	<b>(16,900)</b>	<b>-25.3%</b>

<b>Other Operating Expenses</b>		<b>FY2023 Actuals</b>	<b>FY2024 Original As Passed Budget</b>	<b>FY2024 Governor's BAA Recommended Budget</b>	<b>FY2025 Governor's Recommended Budget</b>	<b>Difference Between FY2025 Governor's Recommend and FY2024 As Passed</b>	<b>Percent Change FY2025 Governor's Recommend and FY2024 As Passed</b>
<b>Description</b>	<b>Code</b>						
Single Audit Allocation	523620	244,112	254,478	254,478	245,000	(9,478)	-3.7%
Registration & Identification	523640	8,820	20,000	20,000	20,000	0	0.0%
<b>Total: Other Operating Expenses</b>		<b>252,932</b>	<b>274,478</b>	<b>274,478</b>	<b>265,000</b>	<b>(9,478)</b>	<b>-3.5%</b>

<b>Other Rental</b>		<b>FY2023 Actuals</b>	<b>FY2024 Original As Passed Budget</b>	<b>FY2024 Governor's BAA Recommended Budget</b>	<b>FY2025 Governor's Recommended Budget</b>	<b>Difference Between FY2025 Governor's Recommend and FY2024 As Passed</b>	<b>Percent Change FY2025 Governor's Recommend and FY2024 As Passed</b>
<b>Description</b>	<b>Code</b>						
Rental - Auto	514550	9,785	18,000	18,000	15,000	(3,000)	-16.7%
Rental - Office Equipment	514650	550	600	600	600	0	0.0%
<b>Total: Other Rental</b>		<b>10,335</b>	<b>18,600</b>	<b>18,600</b>	<b>15,600</b>	<b>(3,000)</b>	<b>-16.1%</b>

**State of Vermont  
Budget Detail Report**

Organization: 1140010000 - Tax - Administration/Collection

<b>Other Purchased Services</b>		<b>FY2023 Actuals</b>	<b>FY2024 Original As Passed Budget</b>	<b>FY2024 Governor's BAA Recommended Budget</b>	<b>FY2025 Governor's Recommended Budget</b>	<b>Difference Between FY2025 Governor's Recommend and FY2024 As Passed</b>	<b>Percent Change FY2025 Governor's Recommend and FY2024 As Passed</b>
<b>Description</b>	<b>Code</b>						
Insurance Other Than Empl Bene	516000	11,922	11,771	11,771	9,337	(2,434)	-20.7%
Insurance - General Liability	516010	66,971	72,562	72,562	77,076	4,514	6.2%
Insurance - Auto	516020	80	0	0	0	0	0.0%
Dues	516500	92,182	55,000	55,000	65,000	10,000	18.2%
Licenses	516550	864	3,000	3,000	3,000	0	0.0%
Advertising-Print	516813	0	5,000	5,000	6,000	1,000	20.0%
Advertising - Job Vacancies	516820	2,238	3,000	3,000	0	(3,000)	-100.0%
Trade Shows & Events	516870	0	3,000	3,000	0	(3,000)	-100.0%
Printing and Binding	517000	57,179	100,000	100,000	100,000	0	0.0%
Printing & Binding-Bgs Copy Ct	517005	107,982	143,500	143,500	145,000	1,500	1.0%
Photocopying	517020	0	0	0	0	0	0.0%
Registration For Meetings&Conf	517100	16,784	15,000	15,000	15,000	0	0.0%
Empl Train & Background Checks	517120	1,601	1,000	1,000	2,000	1,000	100.0%
Postage	517200	416,180	341,330	341,330	435,000	93,670	27.4%
Postage - Bgs Postal Svcs Only	517205	209,421	275,000	275,000	275,000	0	0.0%
Freight & Express Mail	517300	5,217	4,000	4,000	5,000	1,000	25.0%
Instate Conf, Meetings, Etc	517400	548	0	0	0	0	0.0%
Other Purchased Services	519000	0	0	0	0	0	0.0%
Agency Fee	519005	50,470	73,601	73,601	62,579	(11,022)	-15.0%
Human Resources Services	519006	128,572	139,233	139,233	157,936	18,703	13.4%
Security Services	519025	57,652	75,000	75,000	75,000	0	0.0%
Moving State Agencies	519040	10,649	3,000	3,000	3,000	0	0.0%
<b>Total: Other Purchased Services</b>		<b>1,236,511</b>	<b>1,323,997</b>	<b>1,323,997</b>	<b>1,435,928</b>	<b>111,931</b>	<b>8.5%</b>

<b>Property and Maintenance</b>		<b>FY2023 Actuals</b>	<b>FY2024 Original As Passed Budget</b>	<b>FY2024 Governor's BAA Recommended Budget</b>	<b>FY2025 Governor's Recommended Budget</b>	<b>Difference Between FY2025 Governor's Recommend and FY2024 As Passed</b>	<b>Percent Change FY2025 Governor's Recommend and FY2024 As Passed</b>
<b>Description</b>	<b>Code</b>						
Recycling	510220	3,396	4,000	4,000	4,000	0	0.0%
Custodial	510400	1,247	0	0	0	0	0.0%
Repair & Maint - Buildings	512000	51	15,000	15,000	15,000	0	0.0%
Repair&Maint-Non-Info Tech Equ	513100	174	0	0	0	0	0.0%
<b>Total: Property and Maintenance</b>		<b>4,868</b>	<b>19,000</b>	<b>19,000</b>	<b>19,000</b>	<b>0</b>	<b>0.0%</b>

**State of Vermont  
Budget Detail Report**

Organization: 1140010000 - Tax - Administration/Collection

<b>Property Rental</b>		<b>FY2023 Actuals</b>	<b>FY2024 Original As Passed Budget</b>	<b>FY2024 Governor's BAA Recommended Budget</b>	<b>FY2025 Governor's Recommended Budget</b>	<b>Difference Between FY2025 Governor's Recommend and FY2024 As Passed</b>	<b>Percent Change FY2025 Governor's Recommend and FY2024 As Passed</b>
<b>Description</b>	<b>Code</b>						
Rent Land & Bldgs-Office Space	514000	1,790	0	0	25,000	25,000	100.0%
Fee-For-Space Charge	515010	894,581	933,844	933,844	1,090,783	156,939	16.8%
<b>Total: Property Rental</b>		<b>896,371</b>	<b>933,844</b>	<b>933,844</b>	<b>1,115,783</b>	<b>181,939</b>	<b>19.5%</b>

<b>Supplies</b>		<b>FY2023 Actuals</b>	<b>FY2024 Original As Passed Budget</b>	<b>FY2024 Governor's BAA Recommended Budget</b>	<b>FY2025 Governor's Recommended Budget</b>	<b>Difference Between FY2025 Governor's Recommend and FY2024 As Passed</b>	<b>Percent Change FY2025 Governor's Recommend and FY2024 As Passed</b>
<b>Description</b>	<b>Code</b>						
Office Supplies	520000	25,297	26,400	26,400	26,400	0	0.0%
Stationary & Envelopes	520015	0	0	0	0	0	0.0%
Gasoline	520110	228	0	0	0	0	0.0%
Electrical Supplies	520230	0	0	0	0	0	0.0%
Other General Supplies	520500	0	0	0	0	0	0.0%
Educational Supplies	520540	0	0	0	0	0	0.0%
Recognition/Awards	520600	55	200	200	200	0	0.0%
Public Service Recog Wk Food	520601	426	300	300	0	(300)	-100.0%
Food	520700	531	1,650	1,650	2,000	350	21.2%
Water	520712	725	0	0	1,500	1,500	100.0%
Books&Periodicals-Library/Educ	521500	18	500	500	500	0	0.0%
Subscriptions	521510	67,874	85,000	85,000	85,000	0	0.0%
Subscriptions Other Info Serv	521515	0	0	0	0	0	0.0%
Other Books & Periodicals	521520	0	0	0	0	0	0.0%
<b>Total: Supplies</b>		<b>95,153</b>	<b>114,050</b>	<b>114,050</b>	<b>115,600</b>	<b>1,550</b>	<b>1.4%</b>

**State of Vermont  
Budget Detail Report**

Organization: 1140010000 - Tax - Administration/Collection

Travel		FY2023 Actuals	FY2024 Original As Passed Budget	FY2024 Governor's BAA Recommended Budget	FY2025 Governor's Recommended Budget	Difference Between FY2025 Governor's Recommend and FY2024 As Passed	Percent Change FY2025 Governor's Recommend and FY2024 As Passed
Description	Code						
Travel-Inst-Auto Mileage-Emp	518000	30,148	35,000	35,000	35,000	0	0.0%
Travel-Inst-Other Transp-Emp	518010	0	2,000	2,000	0	(2,000)	-100.0%
Travel-Inst-Meals-Emp	518020	0	150	150	150	0	0.0%
Travel-Inst-Lodging-Emp	518030	1,415	200	200	500	300	150.0%
Travel-Inst-Incidentals-Emp	518040	41	200	200	200	0	0.0%
Travel-Inst-Auto Mileage-Nonemp	518300	1,165	500	500	500	0	0.0%
Travel-Inst-Meals-Nonemp	518320	0	0	0	0	0	0.0%
Travel-Inst-Incidentals-Nonemp	518340	13	0	0	0	0	0.0%
Conference - Instate - Non Emp	518350	(3,424)	0	0	0	0	0.0%
Travel-Outst-Auto Mileage-Emp	518500	1,617	2,000	2,000	2,000	0	0.0%
Travel-Outst-Other Trans-Emp	518510	8,398	10,000	10,000	10,000	0	0.0%
Travel-Outst-Meals-Emp	518520	2,808	1,000	1,000	2,000	1,000	100.0%
Travel-Outst-Lodging-Emp	518530	18,733	15,000	15,000	18,000	3,000	20.0%
Travel-Outst-Incidentals-Emp	518540	954	500	500	500	0	0.0%
<b>Total: Travel</b>		<b>61,868</b>	<b>66,550</b>	<b>66,550</b>	<b>68,850</b>	<b>2,300</b>	<b>3.5%</b>
<b>Total: 2. OPERATING</b>		<b>5,854,164</b>	<b>5,787,491</b>	<b>5,787,491</b>	<b>6,868,137</b>	<b>1,080,646</b>	<b>18.7%</b>

**Budget Object Group: 3. GRANTS**

Grants Rollup		FY2024 Original As Passed Budget	FY2024 Governor's BAA Recommended Budget	FY2025 Governor's Recommended Budget	Difference Between FY2025 Governor's Recommend and FY2024 As Passed	Percent Change FY2025 Governor's Recommend and FY2024 As Passed	
Description	Code						
Grants To Municipalities	550000	0	0	0	0	0.0%	
Other Grants	550500	0	0	0	0	0.0%	
<b>Total: Grants Rollup</b>		<b>0</b>	<b>0</b>	<b>0</b>	<b>0</b>	<b>0.0%</b>	
<b>Total: 3. GRANTS</b>		<b>0</b>	<b>0</b>	<b>0</b>	<b>0</b>	<b>0.0%</b>	
<b>Total Expenditures</b>		<b>23,137,906</b>	<b>30,810,745</b>	<b>30,810,745</b>	<b>35,173,728</b>	<b>4,362,983</b>	<b>14.2%</b>

**State of Vermont  
Budget Detail Report**

**Organization: 1140010000 - Tax - Administration/Collection**

<b>Fund Name</b>	<b>Fund Code</b>	<b>FY2023 Actuals</b>	<b>FY2024 Original As Passed Budget</b>	<b>FY2024 Governor's BAA Recommended Budget</b>	<b>FY2025 Governor's Recommended Budget</b>	<b>Difference Between FY2025 Governor's Recommend and FY2024 As Passed</b>	<b>Percent Change FY2025 Governor's Recommend and FY2024 As Passed</b>
General Fund	10000	20,925,410	22,406,475	22,406,475	23,248,019	841,544	3.8%
Childcare Contributions Fund	21181	0	0	0	2,189,752	2,189,752	100.0%
Inter-Unit Transfers Fund	21500	34,109	45,000	45,000	45,000	0	0.0%
Tax-Miscellaneous Fees	21590	494,578	499,065	499,065	541,873	42,808	8.6%
Tax-Local Option Process Fees	21591	1,254,877	2,100,205	2,100,205	2,175,165	74,960	3.6%
Tax-Current Use Admin	21594	428,933	560,000	560,000	573,919	13,919	2.5%
Tax Computer Sys Modernization	21909	0	5,200,000	5,200,000	6,400,000	1,200,000	23.1%
Coronavirus Relief Fund	22045	0	0	0	0	0	0.0%
<b>Funds Total</b>		<b>23,137,906</b>	<b>30,810,745</b>	<b>30,810,745</b>	<b>35,173,728</b>	<b>4,362,983</b>	<b>14.2%</b>
Position Count						150	
FTE Total						149.80	

**State of Vermont  
Position Summary Report**

**1140010000-Tax - Administration/Collection**

Position Number	Classification	FTE	Count	Gross Salary	State Benefits	Federally Mandated	Total
080001	089030 - Financial Specialist II	1.00	1	62,296	41,974	4,766	109,036
080002	040100 - Director Taxpayer Services	1.00	1	117,437	57,557	8,984	183,977
080004	548900 - Asst Dir Property Val & Review	1.00	1	80,267	35,136	6,140	121,543
080006	037800 - Tax Examiner III	1.00	1	51,251	15,187	3,921	70,359
080010	089250 - Administrative Srvc Cord IV	1.00	1	69,326	43,936	5,303	118,565
080011	548500 - Taxpayer Services Sec Chief	1.00	1	91,478	50,116	6,998	148,593
080012	089040 - Financial Specialist III	1.00	1	52,915	43,975	4,048	100,939
080014	089210 - Administrative Srvc Tech IV	1.00	1	65,832	47,579	5,036	118,448
080015	039200 - Tax Examiner IV	1.00	1	57,824	40,726	4,424	102,974
080017	039201 - Tax Examiner V	1.00	1	82,826	47,702	6,336	136,864
080020	039200 - Tax Examiner IV	1.00	1	56,014	28,369	4,285	88,668
080021	089210 - Administrative Srvc Tech IV	1.00	1	54,683	27,997	4,183	86,864
080022	039303 - Tax Examiner VI	1.00	1	71,219	19,906	5,448	96,573
080023	436100 - Tax Compliance Officer II	1.00	1	49,483	39,707	3,785	92,976
080025	208801 - Business Analyst - Tax	1.00	1	62,296	43,304	4,766	110,366
080026	089190 - Administrative Srvc Tech III	1.00	1	57,595	40,662	4,406	102,664
080028	239500 - Senior Fiscal Analyst	0.80	1	75,695	37,871	5,791	119,357
080031	551600 - VTax Support Coordinator	1.00	1	67,662	43,132	5,176	115,971
080032	036601 - Tax Compliance Section Chief	1.00	1	93,538	59,580	7,156	160,274
080035	062400 - Property Valuation Ops Chief	1.00	1	88,504	49,286	6,771	144,561
080036	239500 - Senior Fiscal Analyst	1.00	1	97,386	60,654	7,450	165,490
080038	208801 - Business Analyst - Tax	1.00	1	71,219	53,353	5,448	130,021
080039	089030 - Financial Specialist II	1.00	1	58,926	29,181	4,508	92,616
080040	089240 - Administrative Srvc Cord III	1.00	1	57,533	45,264	4,401	107,198
080041	039201 - Tax Examiner V	1.00	1	67,184	52,227	5,140	124,551
080042	500090 - Tax Audit Section Chief	1.00	1	86,112	57,508	6,588	150,208
080046	436100 - Tax Compliance Officer II	1.00	1	49,483	39,707	3,785	92,976
080047	039201 - Tax Examiner V	1.00	1	69,326	52,825	5,303	127,455
080049	037800 - Tax Examiner III	1.00	1	51,251	15,187	3,921	70,359
080050	548550 - Taxpayer Serv Review Sec Chief	1.00	1	97,386	60,654	7,450	165,490
080051	436100 - Tax Compliance Officer II	1.00	1	49,483	38,399	3,785	91,668
080052	028700 - Tax Field Auditor II	1.00	1	59,800	50,167	4,575	114,542



**State of Vermont  
Position Summary Report**

**1140010000-Tax - Administration/Collection**

Position Number	Classification	FTE	Count	Gross Salary	State Benefits	Federally Mandated	Total
080053	028500 - Tax Field Auditor IV	1.00	1	83,242	35,966	6,368	125,575
080055	062300 - Prop Valu Dist Advisor	1.00	1	61,277	41,690	4,688	107,654
080056	055200 - Tax Res & Stat Analyst	1.00	1	66,144	51,937	5,060	123,141
080058	036601 - Tax Compliance Section Chief	1.00	1	66,144	19,343	5,060	90,547
080059	037200 - Tax Field Auditor III	1.00	1	71,718	44,603	5,486	121,808
080062	551600 - VTax Support Coordinator	1.00	1	71,822	32,420	5,494	109,737
080064	039204 - Property Tax Specialist II	1.00	1	51,251	27,040	3,921	82,212
080065	036300 - Tax Compliance Officer III	1.00	1	59,800	41,277	4,575	105,652
080067	037200 - Tax Field Auditor III	1.00	1	76,211	45,857	5,830	127,898
080070	039201 - Tax Examiner V	1.00	1	62,858	18,111	4,809	85,777
080071	089250 - Administrative Srvc Cord IV	1.00	1	71,718	53,492	5,486	130,697
080073	028900 - Taxpayer Advocate	1.00	1	83,554	35,634	6,392	125,580
080077	089210 - Administrative Srvc Tech IV	1.00	1	57,346	28,740	4,387	90,473
080081	534900 - Business Appl Support Manager	1.00	1	100,256	61,455	7,670	169,381
080083	039200 - Tax Examiner IV	1.00	1	59,800	16,719	4,575	81,094
080085	037800 - Tax Examiner III	1.00	1	65,790	42,949	5,033	113,772
080086	042000 - Tax Policy Analyst	1.00	1	88,504	28,265	6,771	123,540
080090	039201 - Tax Examiner V	1.00	1	58,760	29,135	4,495	92,390
080091	037800 - Tax Examiner III	1.00	1	56,472	15,791	4,320	76,583
080093	037200 - Tax Field Auditor III	1.00	1	71,219	32,611	5,448	109,278
080094	037695 - Tax Field Auditor IV	1.00	1	71,219	20,402	5,448	97,069
080095	037200 - Tax Field Auditor III	1.00	1	58,760	42,311	4,495	105,567
080097	548550 - Taxpayer Serv Review Sec Chief	1.00	1	88,608	49,315	6,779	144,702
080102	036400 - Tax Compliance Officer IV	1.00	1	63,253	51,130	4,839	119,222
080103	039201 - Tax Examiner V	1.00	1	69,326	32,083	5,303	106,713
080104	037800 - Tax Examiner III	1.00	1	49,483	14,694	3,785	67,963
080105	037800 - Tax Examiner III	1.00	1	63,939	51,322	4,891	120,152
080106	089030 - Financial Specialist II	1.00	1	57,346	28,740	4,387	90,473
080107	089150 - Financial Director III	1.00	1	114,067	47,068	8,726	169,861
080108	089090 - Financial Manager II	1.00	1	83,554	35,634	6,392	125,580
080110	036300 - Tax Compliance Officer III	1.00	1	52,312	48,078	4,002	104,391
080111	036400 - Tax Compliance Officer IV	1.00	1	65,374	42,833	5,001	113,208

**State of Vermont  
Position Summary Report**

**1140010000-Tax - Administration/Collection**

Position Number	Classification	FTE	Count	Gross Salary	State Benefits	Federally Mandated	Total
080112	039303 - Tax Examiner VI	1.00	1	88,899	37,544	6,801	133,244
080113	039303 - Tax Examiner VI	1.00	1	73,611	44,762	5,631	124,005
080118	039303 - Tax Examiner VI	1.00	1	73,611	33,279	5,631	112,521
080119	478100 - Business Process Manager	1.00	1	91,478	37,806	6,998	136,282
080120	042000 - Tax Policy Analyst	1.00	1	88,504	57,732	6,771	153,007
080122	549500 - Property Tax Specialist III	1.00	1	55,370	41,360	4,236	100,965
080125	208801 - Business Analyst - Tax	1.00	1	73,611	33,279	5,631	112,521
080126	551600 - VTax Support Coordinator	1.00	1	57,533	16,940	4,401	78,874
080128	036300 - Tax Compliance Officer III	1.00	1	59,800	50,167	4,575	114,542
080130	039200 - Tax Examiner IV	1.00	1	54,205	30,173	4,147	88,525
080132	037800 - Tax Examiner III	1.00	1	49,483	39,707	3,785	92,976
080133	062300 - Prop Valu Dist Advisor	1.00	1	59,301	50,028	4,537	113,865
080137	515400 - AGO Legal Assistant I	1.00	1	55,910	28,340	4,277	88,527
080139	037800 - Tax Examiner III	1.00	1	51,251	29,349	3,921	84,521
080140	039200 - Tax Examiner IV	1.00	1	52,312	40,501	4,002	96,815
080141	026500 - Assistant Director of Tax Comp	1.00	1	97,386	51,928	7,450	156,764
080142	062100 - Property Tax Supervisor	1.00	1	102,461	62,070	7,838	172,369
080144	037800 - Tax Examiner III	1.00	1	49,483	14,694	3,785	67,963
080145	478100 - Business Process Manager	1.00	1	86,112	48,619	6,588	141,319
080146	548500 - Taxpayer Services Sec Chief	1.00	1	80,558	22,511	6,163	109,233
080148	062300 - Prop Valu Dist Advisor	1.00	1	63,253	51,130	4,839	119,222
080150	037800 - Tax Examiner III	1.00	1	51,251	38,892	3,921	94,064
080151	039303 - Tax Examiner VI	1.00	1	73,611	54,020	5,631	133,263
080152	549500 - Property Tax Specialist III	1.00	1	59,301	29,286	4,537	93,123
080155	039303 - Tax Examiner VI	1.00	1	69,035	52,744	5,281	127,060
080156	089090 - Financial Manager II	1.00	1	80,850	56,040	6,185	143,075
080157	039201 - Tax Examiner V	1.00	1	62,858	17,573	4,809	85,239
080159	208801 - Business Analyst - Tax	1.00	1	62,296	30,121	4,766	97,183
080160	549500 - Property Tax Specialist III	1.00	1	57,533	16,940	4,401	78,874
080163	042000 - Tax Policy Analyst	1.00	1	75,733	20,786	5,794	102,312
080165	436100 - Tax Compliance Officer II	1.00	1	49,483	14,694	3,785	67,963
080166	552400 - PVR Field Director	1.00	1	100,256	61,455	7,670	169,381

**State of Vermont  
Position Summary Report**

**1140010000-Tax - Administration/Collection**

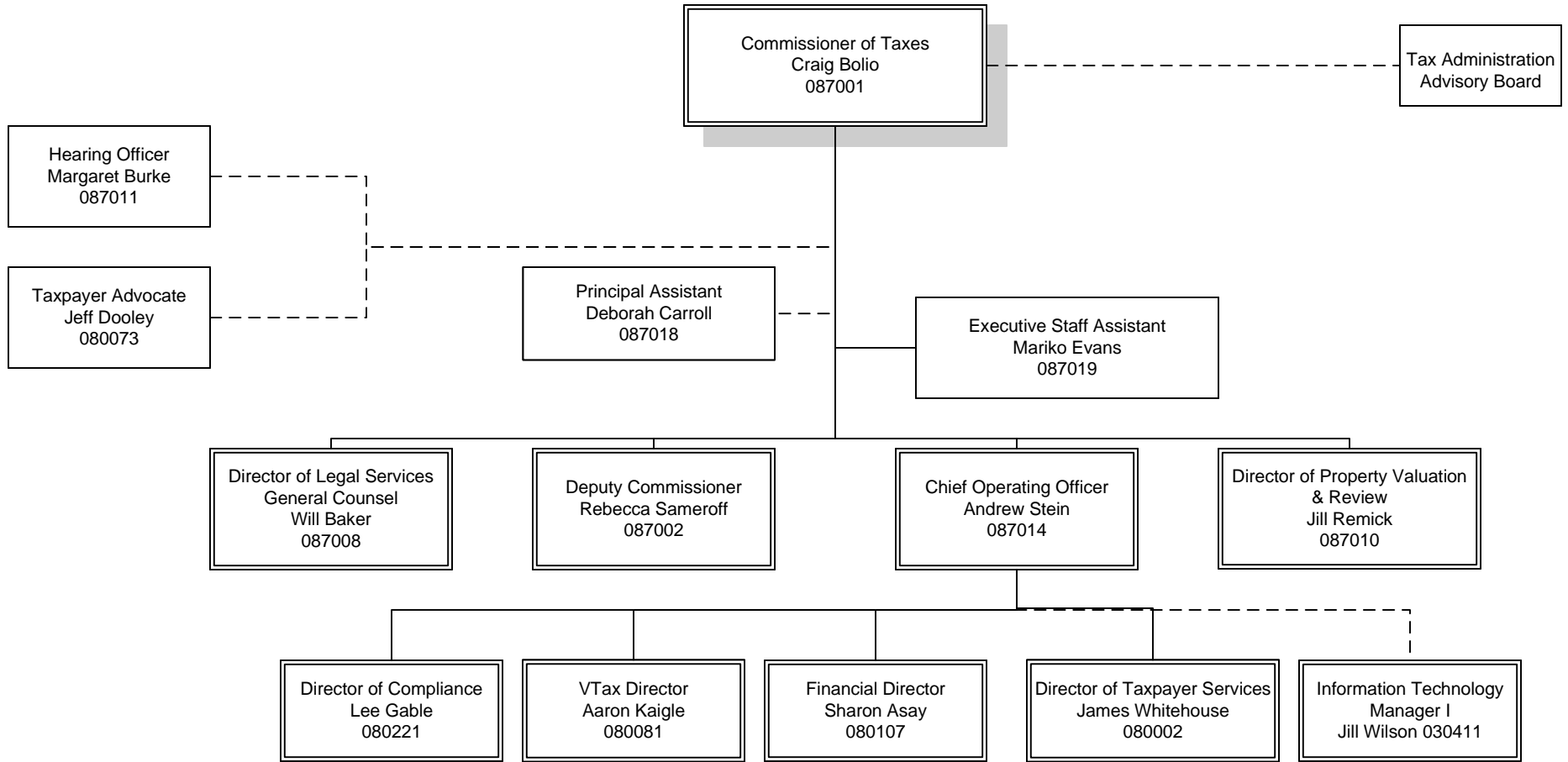
Position Number	Classification	FTE	Count	Gross Salary	State Benefits	Federally Mandated	Total
080167	039303 - Tax Examiner VI	1.00	1	73,611	33,279	5,631	112,521
080173	001700 - Communications & Web Manager	1.00	1	76,190	54,740	5,829	136,759
080175	089040 - Financial Specialist III	1.00	1	67,725	31,636	5,181	104,542
080176	089060 - Financial Administrator II	1.00	1	55,370	41,360	4,236	100,965
080177	037800 - Tax Examiner III	1.00	1	56,472	16,644	4,320	77,436
080178	548500 - Taxpayer Services Sec Chief	1.00	1	80,558	34,813	6,163	121,535
080179	062300 - Prop Valu Dist Advisor	1.00	1	67,662	52,361	5,176	125,199
080180	062300 - Prop Valu Dist Advisor	1.00	1	65,374	30,980	5,001	101,356
080183	089050 - Financial Administrator I	1.00	1	65,832	42,961	5,036	113,829
080185	039303 - Tax Examiner VI	1.00	1	78,645	46,142	6,016	130,803
080186	037804 - Tax Training & Facilities Mngr	1.00	1	78,645	55,425	6,016	140,086
080187	036400 - Tax Compliance Officer IV	1.00	1	78,125	55,280	5,977	139,381
080189	037700 - Tax Examiner II	1.00	1	58,926	41,034	4,508	104,468
080190	552000 - Senior Property Assessor	1.00	1	76,190	21,764	5,829	103,783
080192	089060 - Financial Administrator II	1.00	1	69,742	32,199	5,335	107,277
080193	037700 - Tax Examiner II	1.00	1	44,470	13,295	3,402	61,168
080194	039201 - Tax Examiner V	1.00	1	71,718	44,603	5,486	121,808
080202	089230 - Administrative Srvcs Cord II	1.00	1	52,312	15,483	4,002	71,797
080203	037700 - Tax Examiner II	1.00	1	44,470	45,037	3,402	92,909
080204	552200 - Compliance Audit Manager	1.00	1	97,386	60,654	7,450	165,490
080205	037200 - Tax Field Auditor III	1.00	1	67,184	19,633	5,140	91,956
080206	506800 - Tax Compliance Corp Audit Spec	1.00	1	96,803	60,492	7,405	164,700
080207	500090 - Tax Audit Section Chief	1.00	1	78,062	46,373	5,972	130,407
080209	500090 - Tax Audit Section Chief	1.00	1	86,112	48,619	6,588	141,319
080210	506800 - Tax Compliance Corp Audit Spec	1.00	1	88,899	58,286	6,801	153,986
080211	028500 - Tax Field Auditor IV	1.00	1	62,296	43,304	4,766	110,366
080213	028500 - Tax Field Auditor IV	1.00	1	73,611	33,279	5,631	112,521
080214	028700 - Tax Field Auditor II	1.00	1	61,734	46,436	4,723	112,893
080215	039200 - Tax Examiner IV	1.00	1	54,205	27,864	4,147	86,215
080217	028500 - Tax Field Auditor IV	1.00	1	71,219	44,464	5,448	121,131
080218	548500 - Taxpayer Services Sec Chief	1.00	1	88,608	37,463	6,779	132,850
080220	208801 - Business Analyst - Tax	1.00	1	62,296	43,304	4,766	110,366

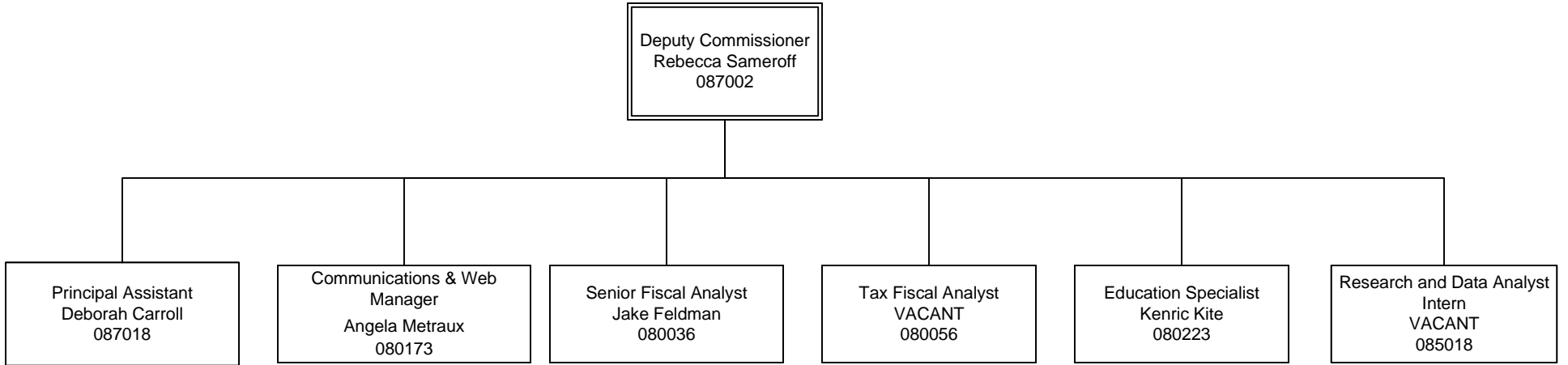
**State of Vermont  
Position Summary Report**

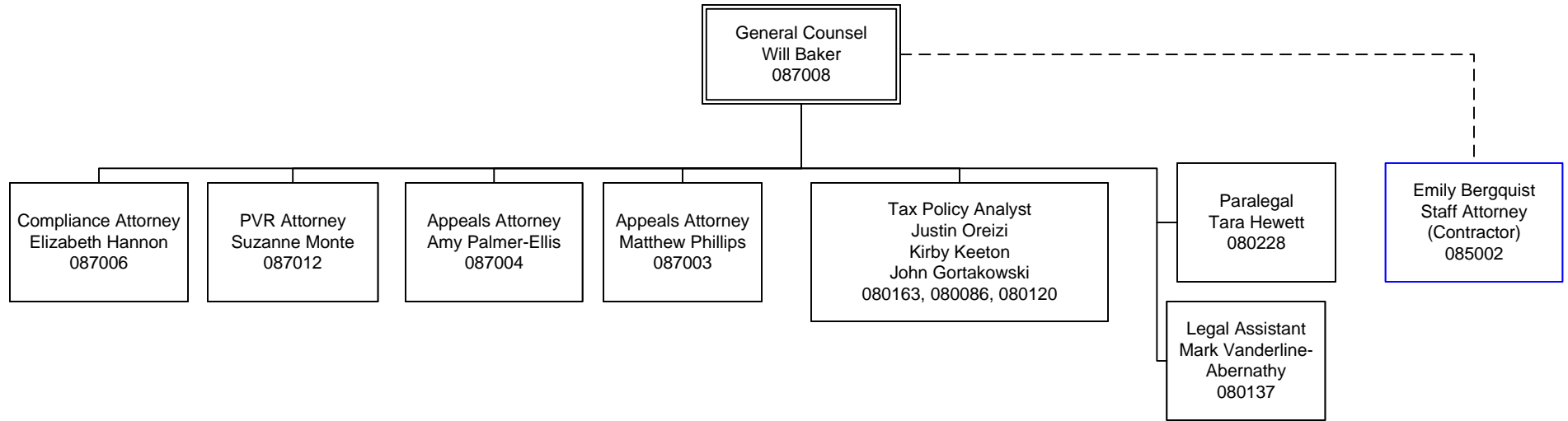
**1140010000-Tax - Administration/Collection**

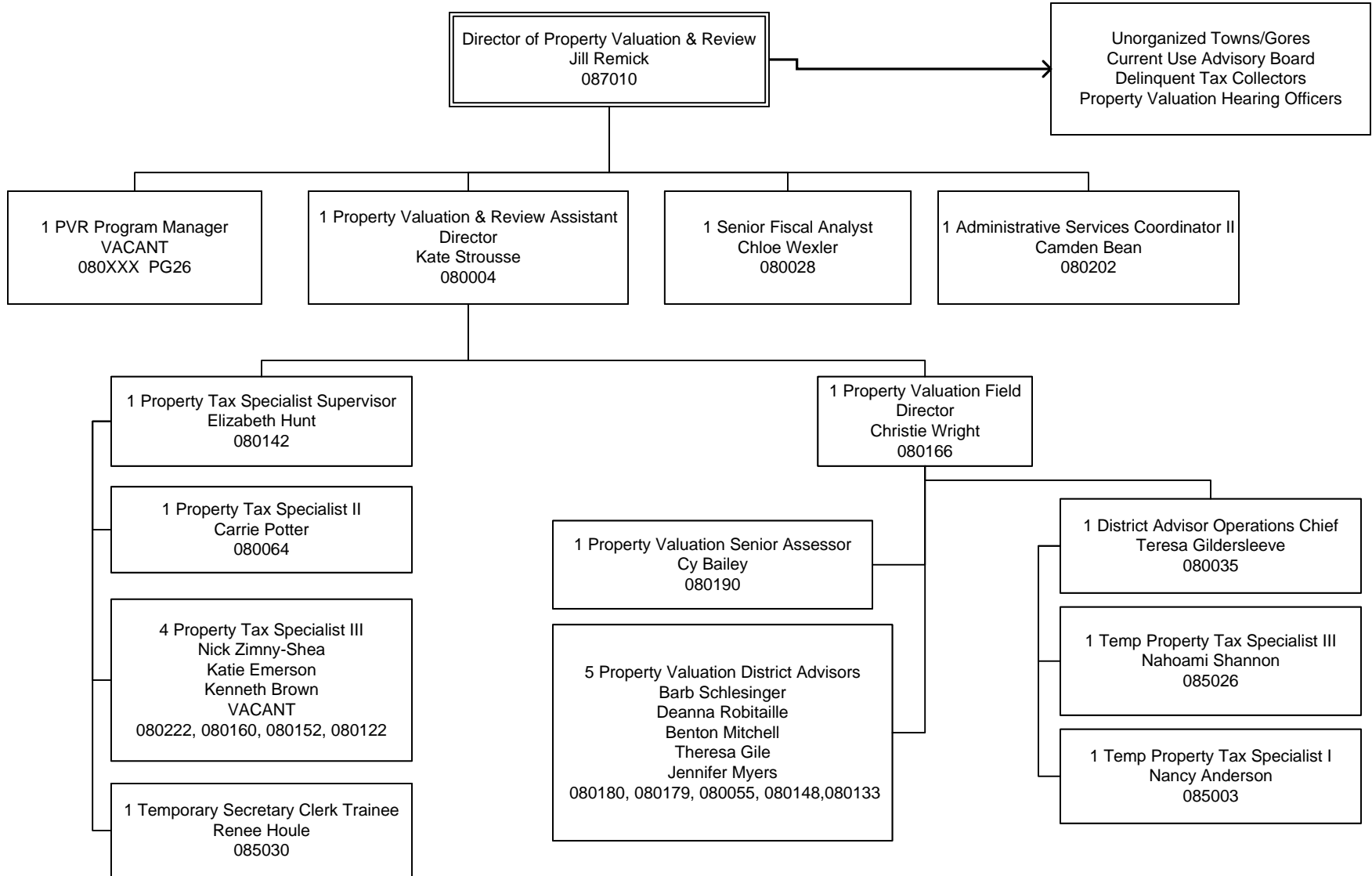
Position Number	Classification	FTE	Count	Gross Salary	State Benefits	Federally Mandated	Total
080221	038400 - Director of Tax Compliance	1.00	1	120,806	46,650	9,242	176,698
080222	549500 - Property Tax Specialist III	1.00	1	59,301	50,028	4,537	113,865
080223	037801 - Tax Education Specialist	1.00	1	60,237	50,289	4,608	115,134
080224	551600 - VTax Support Coordinator	1.00	1	63,253	51,130	4,839	119,222
080225	208801 - Business Analyst - Tax	1.00	1	62,296	43,304	4,766	110,366
080226	208801 - Business Analyst - Tax	1.00	1	64,667	30,783	4,947	100,397
080227	208801 - Business Analyst - Tax	1.00	1	62,296	43,304	4,766	110,366
080228	515800 - AGO Paralegal II	1.00	1	59,800	50,167	4,575	114,542
080230	039201 - Tax Examiner V	1.00	1	67,184	31,485	5,140	103,809
080231	037700 - Tax Examiner II	1.00	1	44,470	37,000	3,402	84,873
087001	90120A - Commissioner	1.00	1	149,074	66,437	11,404	226,915
087002	90570D - Deputy Commissioner	1.00	1	128,149	47,287	9,803	185,240
087003	95867E - Staff Attorney II	1.00	1	76,502	21,508	5,852	103,863
087004	95869E - Staff Attorney IV	1.00	1	99,736	61,477	7,630	168,843
087006	95869E - Staff Attorney IV	1.00	1	117,312	45,669	8,974	171,956
087008	95875E - Sr Asst Atty General	1.00	1	121,784	67,666	9,316	198,767
087010	95570B - Dir Prop Valu&Review	1.00	1	108,077	63,819	8,268	180,164
087011	95869E - Staff Attorney IV	1.00	1	107,557	63,673	8,228	179,458
087012	95869E - Staff Attorney IV	1.00	1	117,853	54,353	9,016	181,222
087014	95010E - Executive Director	1.00	1	122,616	46,307	9,380	178,304
087018	95360E - Principal Assistant	1.00	1	80,018	46,652	6,121	132,792
087019	91590E - Private Secretary	1.00	1	63,523	51,312	4,860	119,695
<b>Total</b>		<b>149.80</b>	<b>150</b>	<b>10,857,667</b>	<b>6,099,452</b>	<b>830,612</b>	<b>17,787,731</b>

Fund Code	Fund Name	FTE	Count	Gross Salary	State Benefits	Federally Mandated	Total
10000	General Fund	149.80	150	10,857,667	6,099,452	830,612	17,787,731
<b>Total</b>		<b>149.80</b>	<b>150</b>	<b>10,857,667</b>	<b>6,099,452</b>	<b>830,612</b>	<b>17,787,731</b>



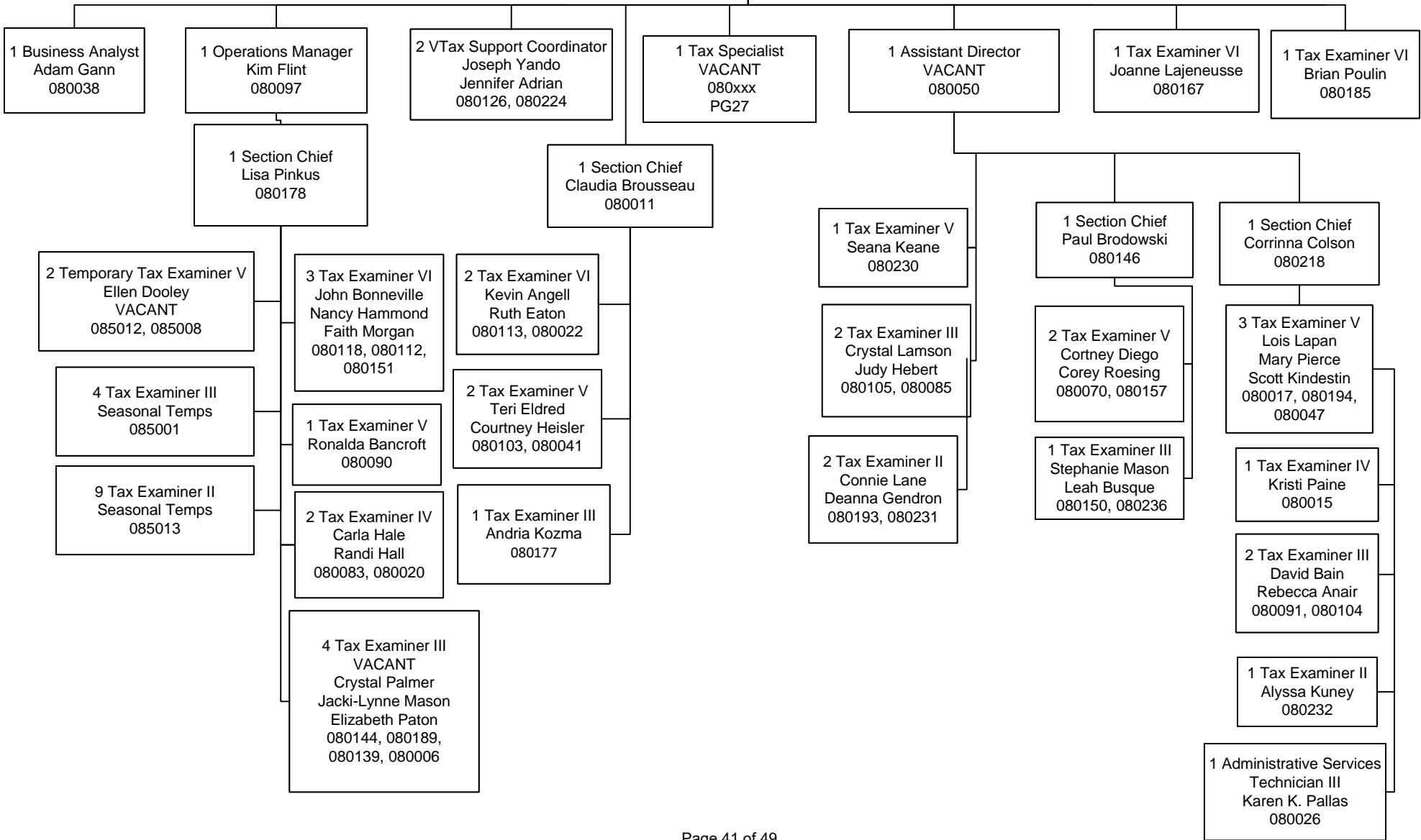


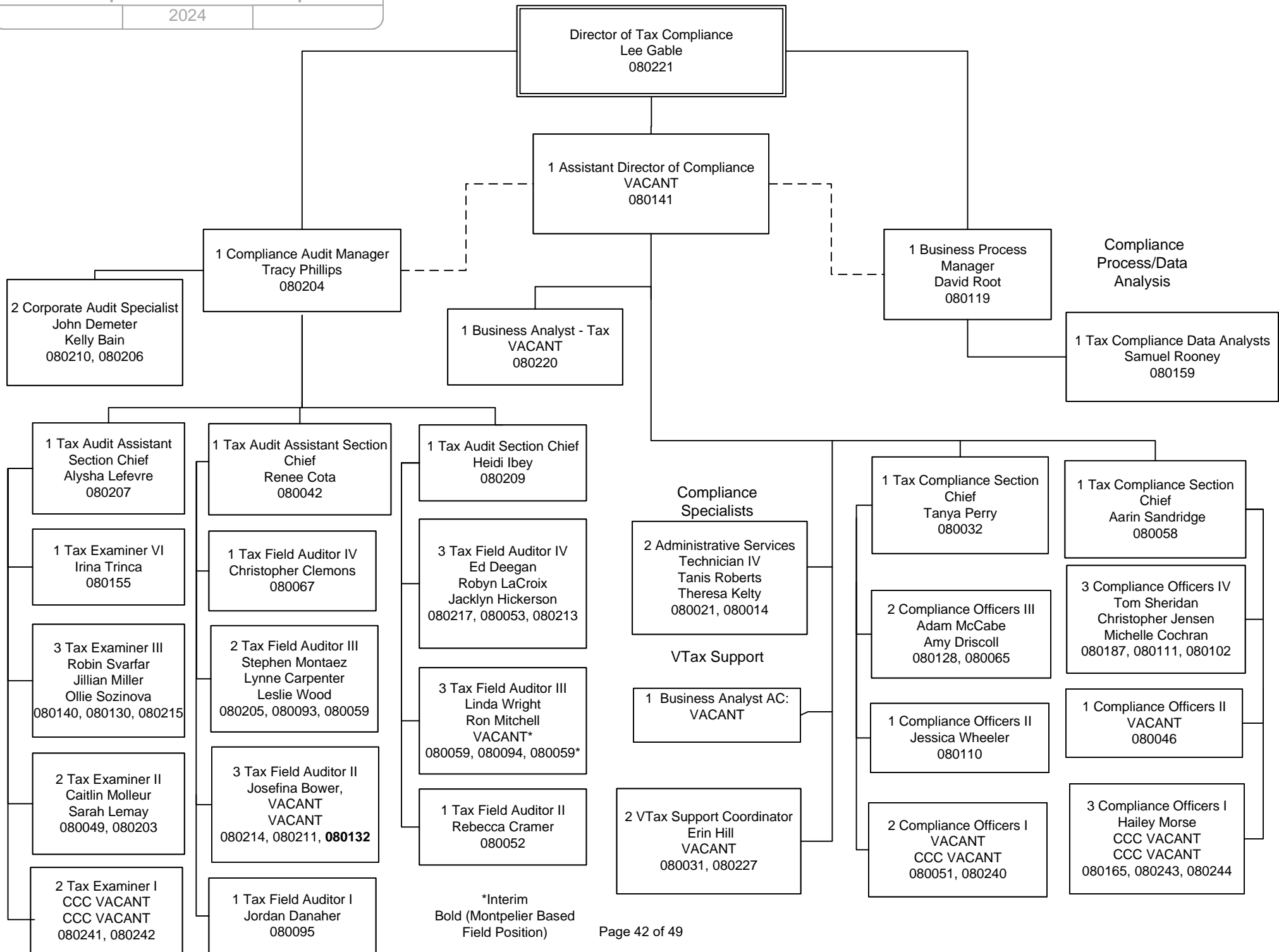






Director of Taxpayer Services  
James Whitehouse  
080002

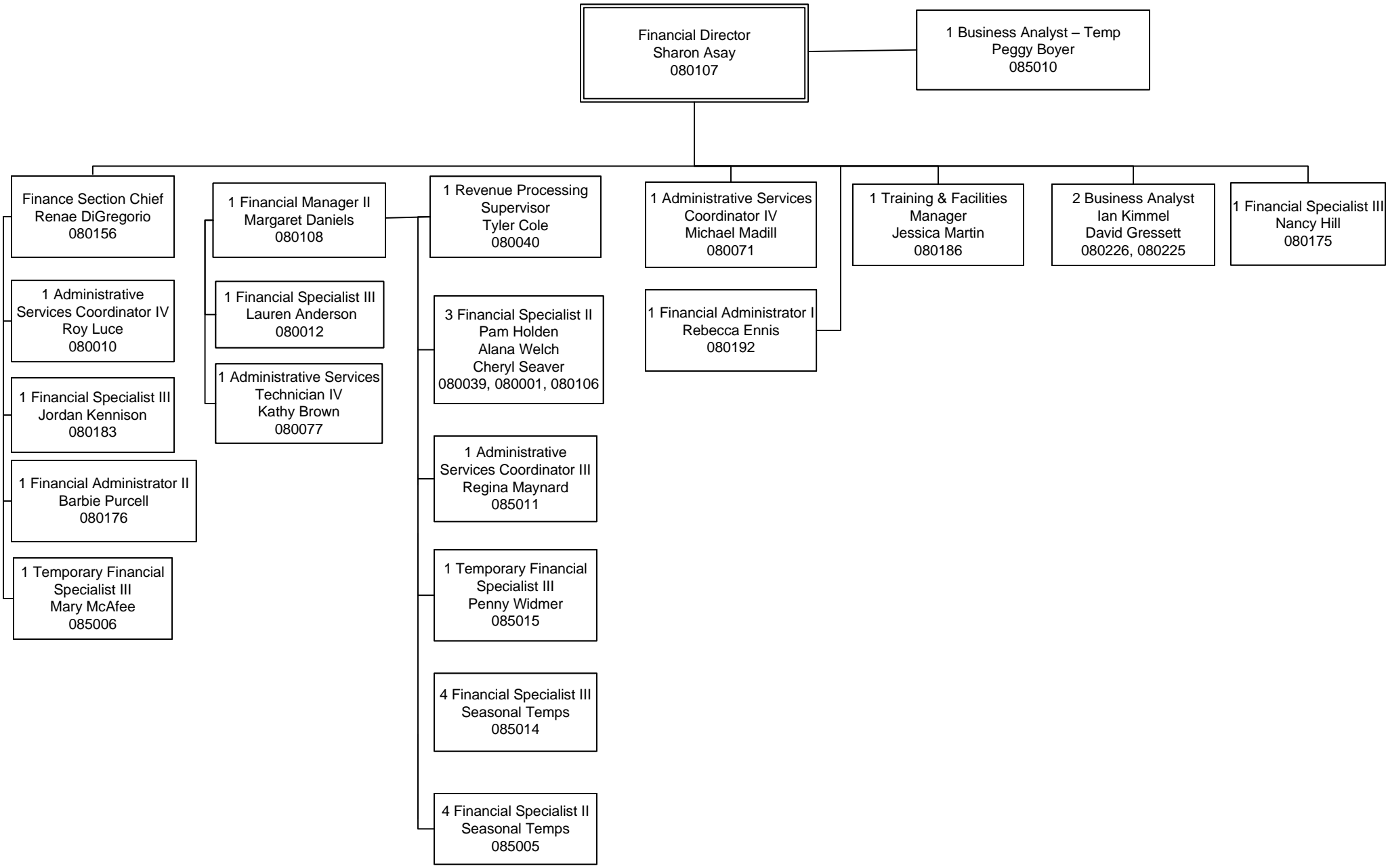


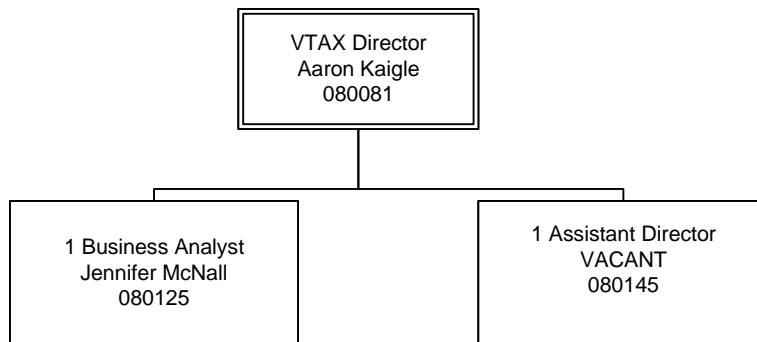


\*Interim  
Bold (Montpelier Based  
Field Position)

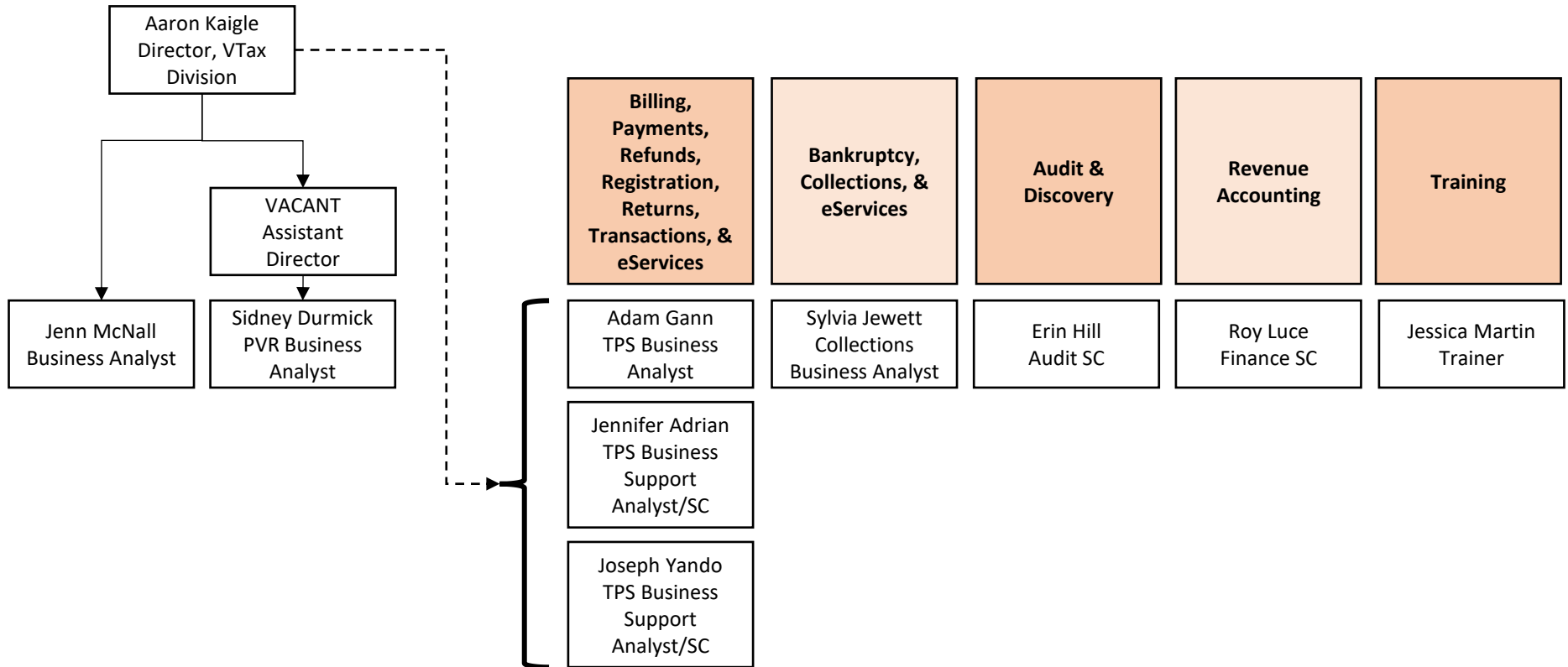
Vermont Department of Taxes-Finance

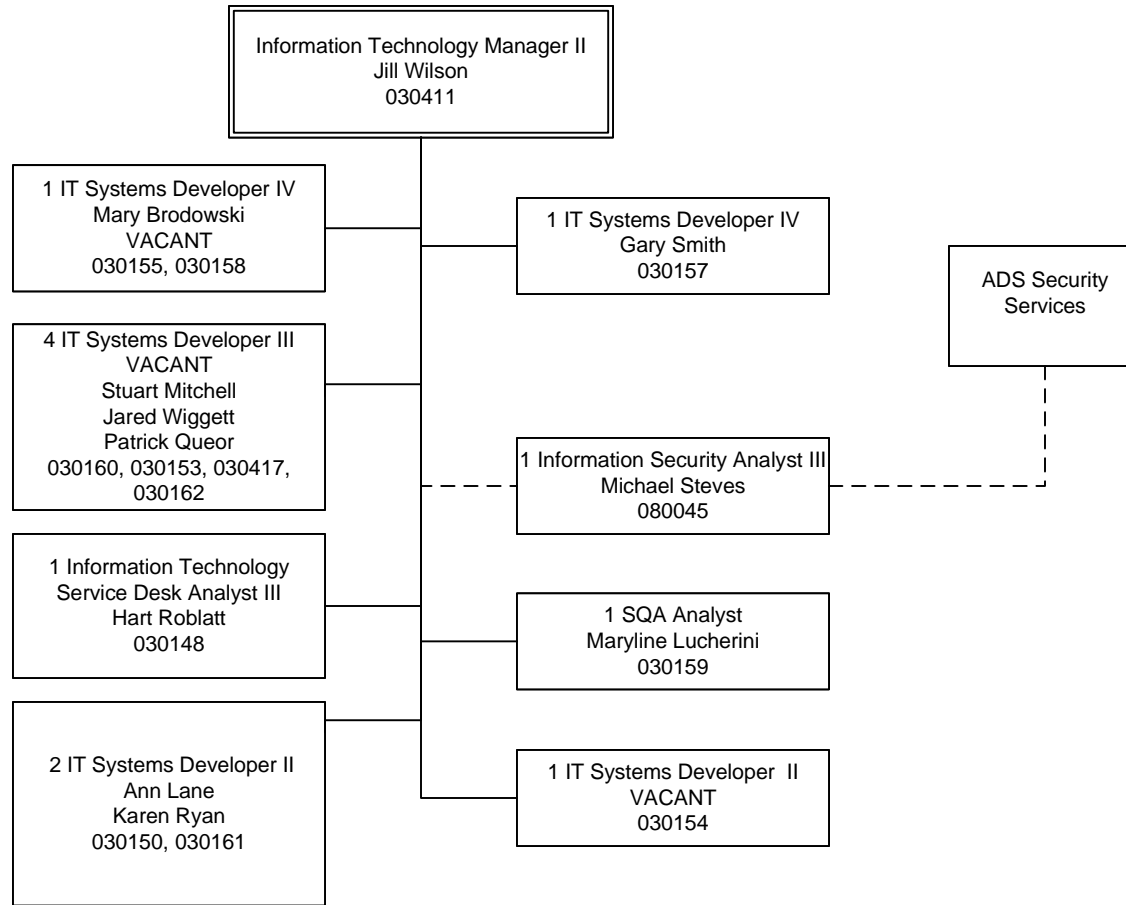
2024





# VTax – Production Support





**State of Vermont  
Interdepartmental Transfers Receipts Report**

**1140010000 - Tax - Administration/Collection**

<b>Budget Request Code</b>	<b>Fund</b>	<b>Justification</b>	<b>Budgeted Amount</b>
14204	21500	MOU with JFO(BU01220) for microsimulation model	\$45,000
<b>Total</b>			<b>\$45,000</b>

**State of Vermont  
Grants to Non-State Entities Report**

**1140020000 - Payments in Lieu of Taxes**

Budget Request Code	Fund	Justification	Budgeted Amount
14199	21485		\$12,050,000
		<b>Total</b>	<b>\$12,050,000</b>

**1140030000 - Payments in Lieu of Taxes - Correctional Facilities**

Budget Request Code	Fund	Justification	Budgeted Amount
14203	21485		\$40,000
		<b>Total</b>	<b>\$40,000</b>

**1140040000 - Homeowner Rebate**

Budget Request Code	Fund	Justification	Budgeted Amount
14192	10000		\$19,100,000
		<b>Total</b>	<b>\$19,100,000</b>



**State of Vermont  
Grants to Non-State Entities Report**

**1140060000 - Reappraisal and Listing Payments**

Budget Request Code	Fund	Justification	Budgeted Amount
14194	10000		\$3,400,000
		<b>Total</b>	<b>\$3,400,000</b>

**1140070000 - Municipal Current Use**

Budget Request Code	Fund	Justification	Budgeted Amount
14196	10000		\$20,050,000
		<b>Total</b>	<b>\$20,050,000</b>

**1140330000 - Renter Credit**

Budget Request Code	Fund	Justification	Budgeted Amount
14193	10000		\$9,500,000
		<b>Total</b>	<b>\$9,500,000</b>
		<b>Grand Total</b>	<b><u><u>\$64,140,000</u></u></b>