

2024 Vermont Foodbank Briefing

Carrie Stahler and Sarah Keblin
Vermont Foodbank



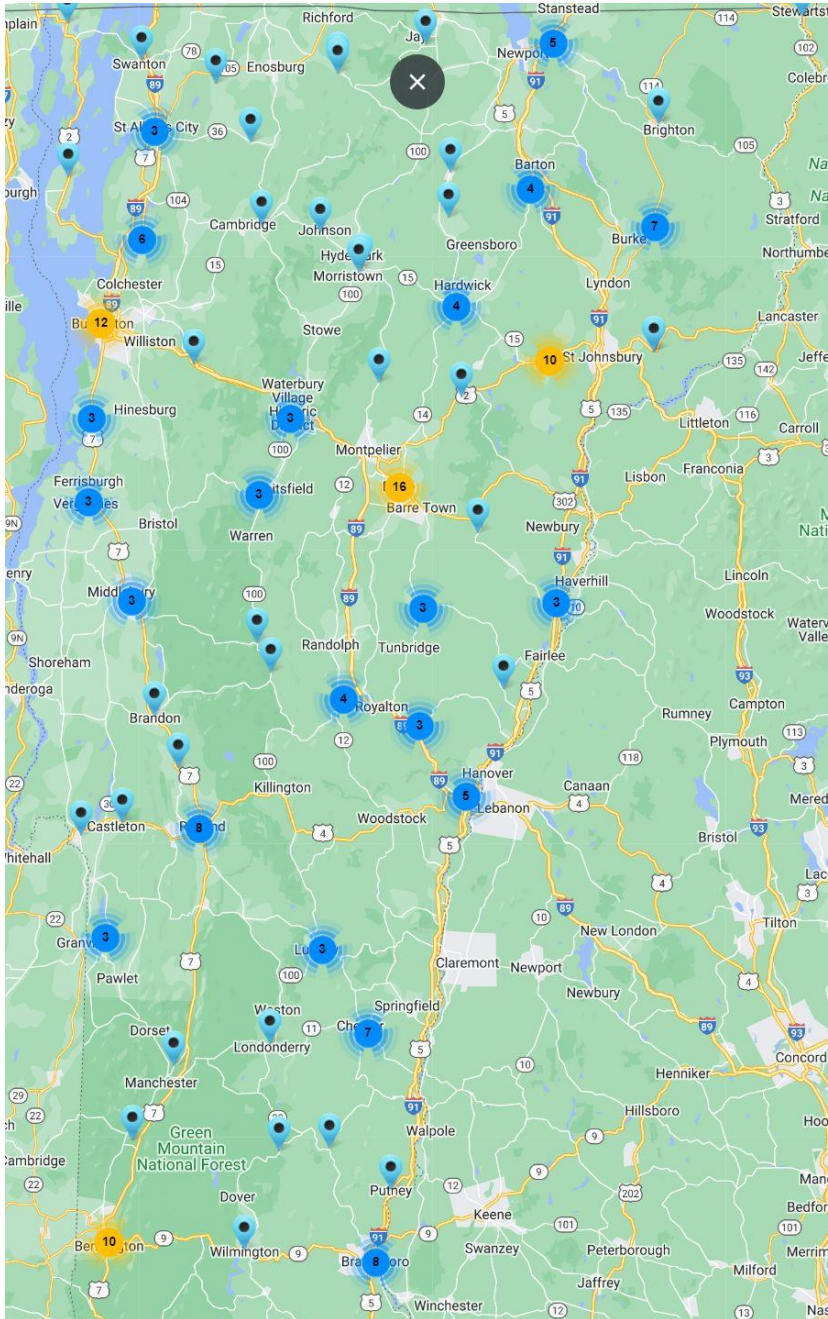
Vermont Foodbank



About Vermont Foodbank

- Vermont Foodbank is the largest and only statewide Food Bank serving all 14 counties in Vermont
- VF operate three distribution centers:
 - Barre - our largest distribution center serving northern and central Vermont (Washington north)
 - Brattleboro - serving southern and eastern VT (Windsor, Windham, Bennington)
 - Rutland - serving central and western VT (Rutland, Bennington, Addison)
- VF distribute food through our network and direct distributions
- VF also support your constituents through SNAP application assistance
- VF operates the State SNAP Education program VT Fresh providing fresh food recipes and cooking demos

SERVICE



We Work With
MORE THAN 320
Food Shelves, Meal Sites, Hospitals,
Schools, & Community Partners

Serving All
14 Counties
of Vermont

Where the Food Comes From

FEDERAL FOODS



Commodity Supplemental
Food Program (CSFP)
The Emergency Food
Assistance Program (TEFAP)

DONATED FOODS



Local Farm Gleaning
Corporate & Individual
Donations

PURCHASED FOODS

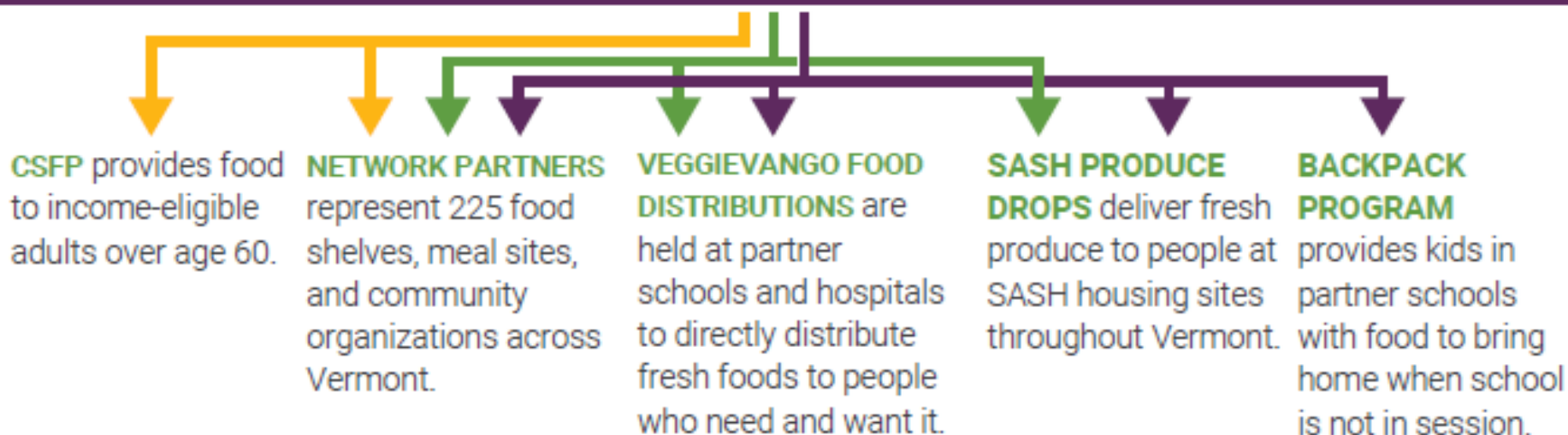


Vermont Farms &
Food Producers
Feeding America
Food Vendors





Where the Food Goes



Learn More at vtfoodbank.org

VT Foodbank by the (2022) numbers

IMPACT

More Than



50 Million Pounds
of Food Distributed
Since 2020

More Than



300 Vermont Farms
Supported Through
Purchasing & Gleaning

More Than



\$2.4 Million
Stayed in the Local
Economy in FY22



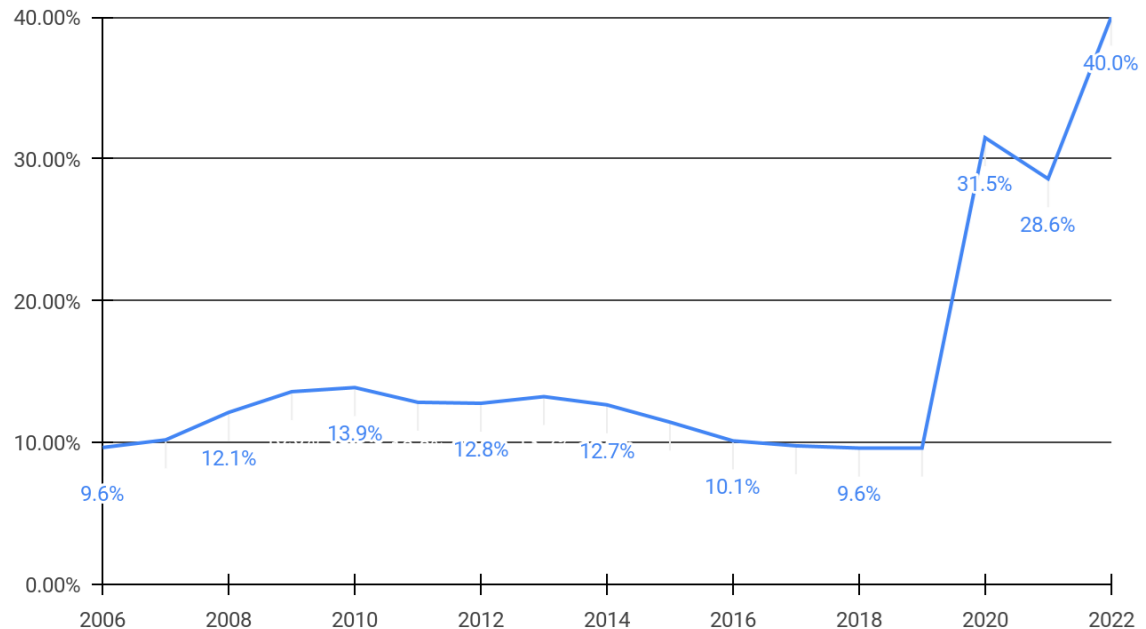
Vermont Foodbank
vtfoodbank.org


Hunger in Vermont



Hunger before & throughout the pandemic

- Food insecurity had been declining steadily since spiking during the Great Recession and had been holding steady at 1 in 10 Vermonters for several years
- It took 10 years to return to pre-recession levels of hunger
- The Vermont Foodbank was serving 1 in 4 people annually
- 1 in 10 is an unacceptable level of hunger to return to as the status quo





2 in 5

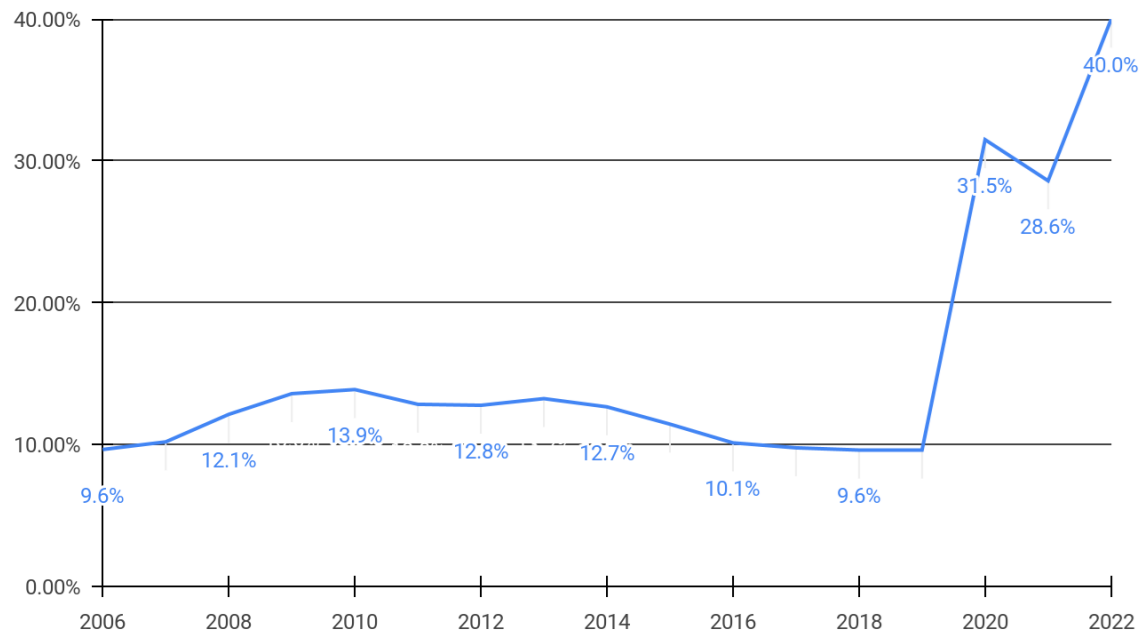
people in VT are
food insecure.

**A 2022 study by
UVM showed that
2 in 5 people had
experienced food
insecurity in the
prior year.**

*From University of Vermont NFACT research team at: ["A 2022 Assessment of Food Security and Health Outcomes during the COVI" by Ashley C. McCarthy, Farryl Bertmann et al. \(uvm.edu\)](#)

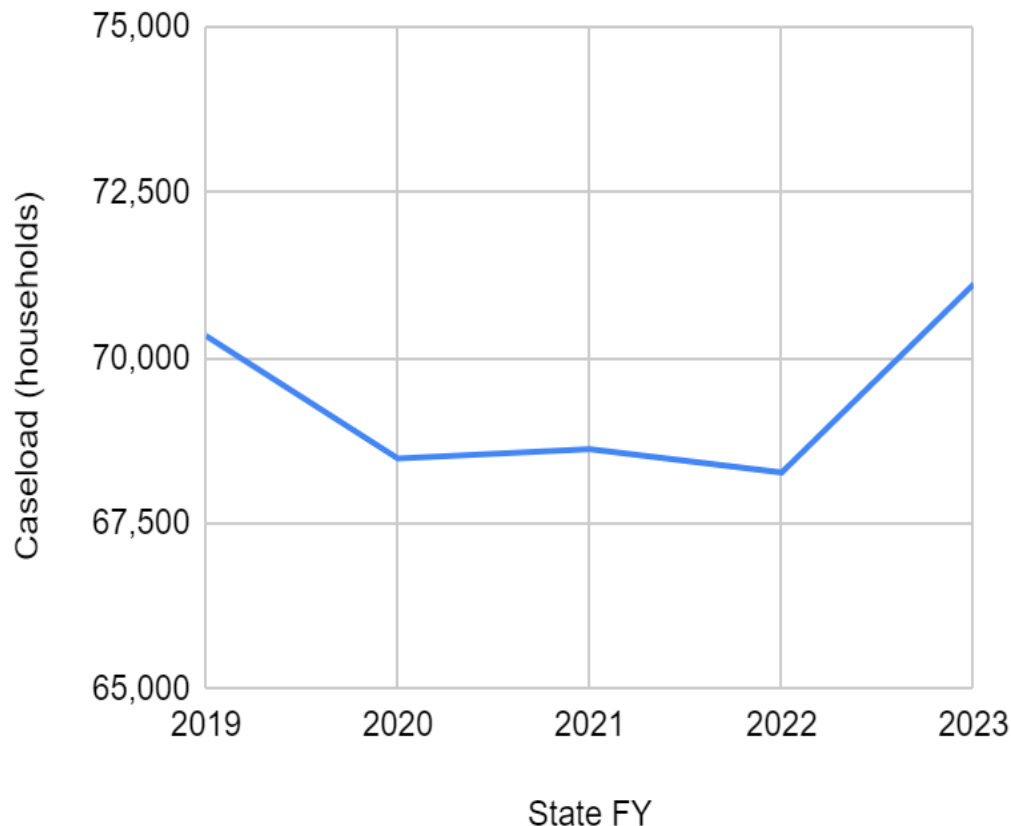
Hunger Rates Across Multiple Crises

- 2019 was our first year we reached pre-Great Recession hunger levels (a 10-year effort)
- The Vermont Foodbank was serving 1 in 4 people annually
- There were not enough resources to meet that level of need
- 1 in 10 is an unacceptable level of hunger to return to as the status quo



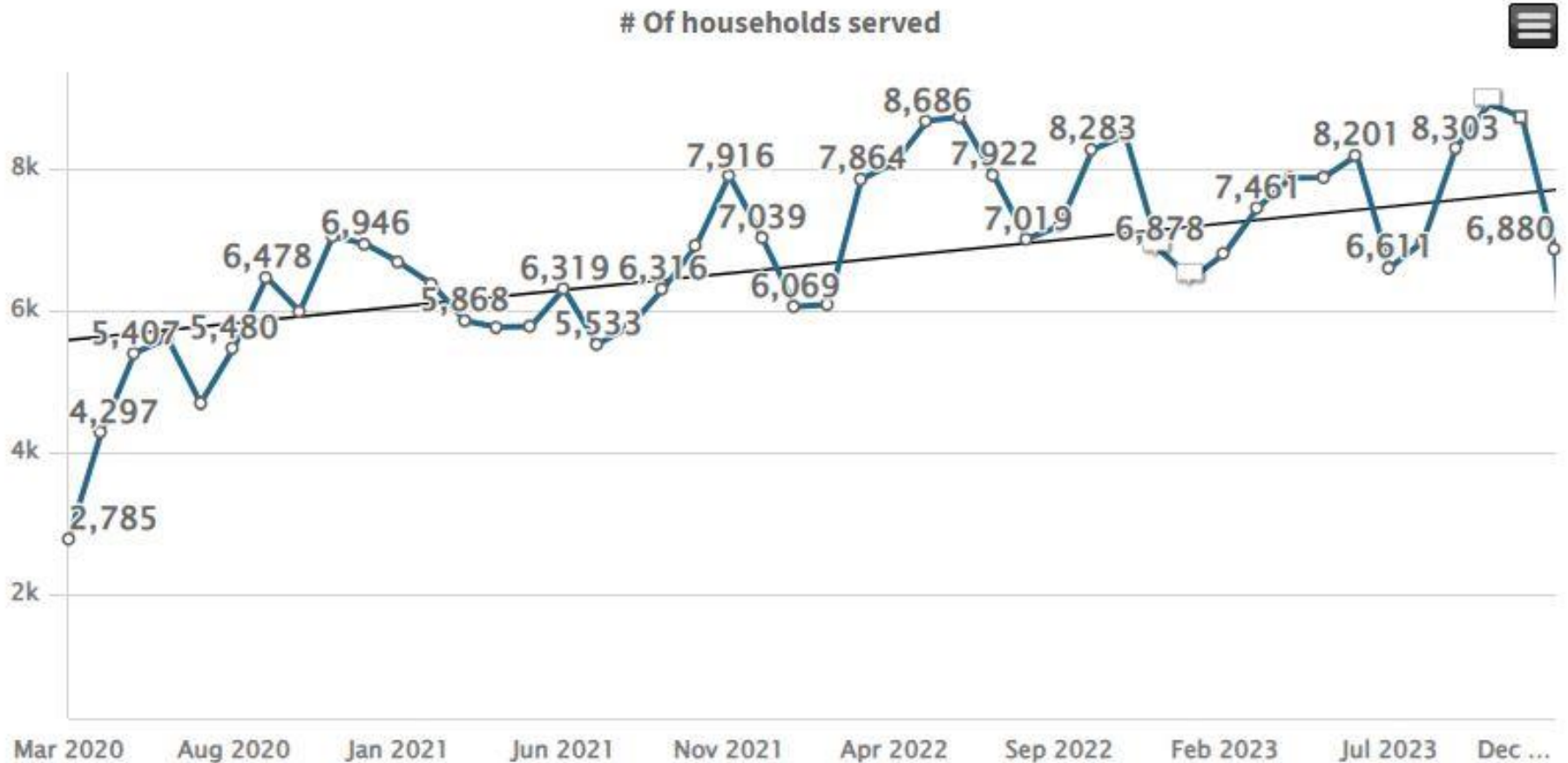
What we know - 3SquaresVT

3SVT Individuals Caseload 2019-2023



In 2023, **caseload numbers for 3SquaresVT rose** and are currently higher than they were in 2019 and significantly higher than in 2020, 2021, and 2022. These numbers are from June 2023, before any flooding occurred in Vermont.

What we know - VVG households served

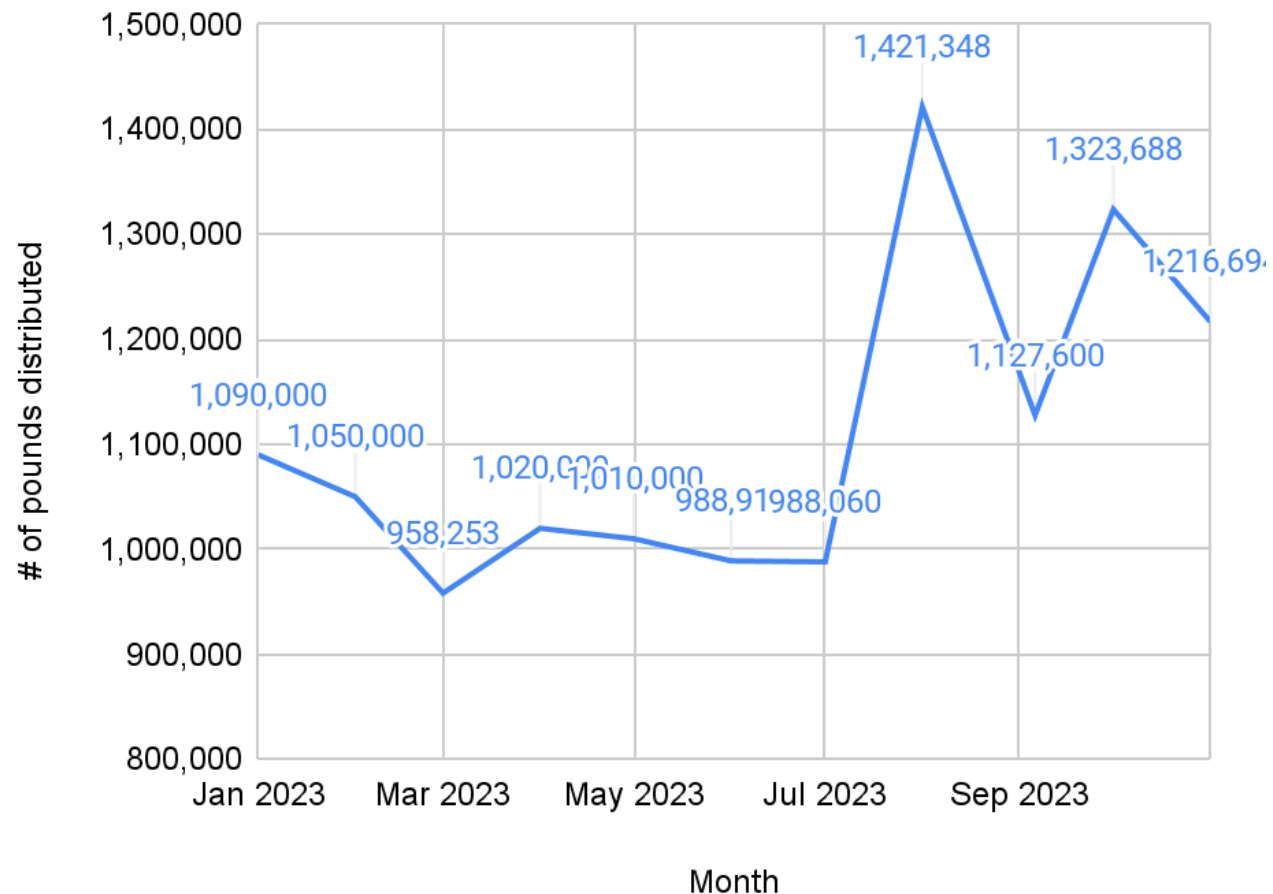


October of 2023 VF saw the highest overall monthly VVG attendance on record at 8930 households

What we know - pounds distributed

In August, The Vermont Foodbank distributed 1.42 million pounds of food. That is a 40% increase over the previous months. Much of this was to address the need in communities that experienced flooding.

Pounds Distributed Pre & Post Floods



The Impact of Floods on Hunger

- More food was distributed due to flood impacts. Vermont Foodbank saw a **40% increase in food distributed in the month after flood events**
- It is not just the impact of closed stores, food pantries, and washed out roads. **Housing, job loss, and families supporting additional family members stretches already stressed systems and households.**
- **Challenges are not localized to flooded towns** - people cross borders to access food and impacted farms are all over the state.
- These multiple, intersecting challenges on top of the pre-existing hunger crisis **create a long tail for recovery***.

**2022 Report: Social Vulnerability & Natural Disasters: 5 Years After Hurricane Harvey; Hobby School of Public Affairs at the University of Houston*

The Impact of Floods on Hunger

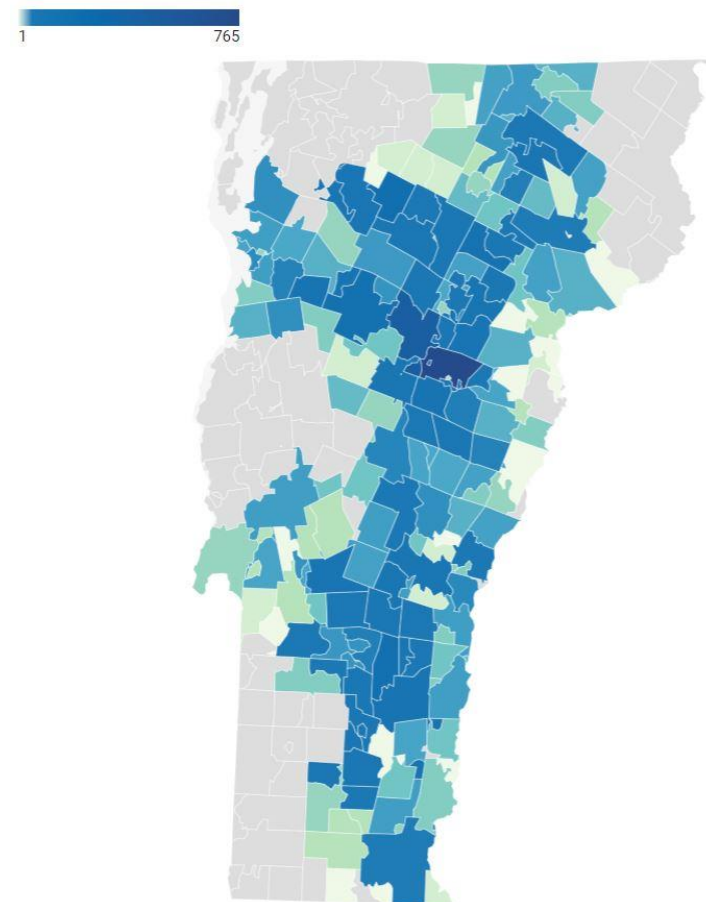
According to FEMA data published in VT Digger, the following zip codes had the highest numbers of FEMA applications due to July Flooding:

- 05641 (Barre area)
- 05602 (Montpelier area)
- 05149 (Ludlow area)
- 05676 (Waterbury)
- 05843 (Hardwick area)

Vermont FEMA applicants by ZIP code as of August 12

Number of Vermonters who have applied for Federal Emergency Management Agency aid through its Individuals and Households Program as of August 12, 2023.

These preliminary figures are likely to increase as more Vermonters apply for FEMA aid.



Systemic Challenges

Hunger and food insecurity are some of the longest-lasting after-effects of disasters.

The temporary increases made to the federal Child Tax Credit and SNAP benefits in response to the COVID-19 pandemic proved that government action can end poverty and hunger.

We must continue the momentum in VT for permanent, dignified, and universal solutions to hunger.

Right now, government must help fund the charitable food system to mitigate the current and ongoing hunger crisis.

People all across Vermont are suffering from hunger right now, and the Vermont Foodbank network does not have sufficient resources to fill the need.

What you can do:

Fund the Vermont Foodbank & their network's flood recovery efforts with **\$2 million in base funding right now through the Budget Adjustment process** and an **additional \$3 million in base funding in the FY25 budget.**

This funding allows the Foodbank to continue its current level of effort in providing adequate food to people in Vermont during the long tail of this “crisis on top of a crisis.”

And fund the BAA request for \$2 million base funding for Meals on Wheels

Thank you for your time.

