

# Disaster Unemployment Assistance

Cameron Wood  
Vermont Department of Labor

July 27, 2023

# Disaster Unemployment Assistance (DUA)

- DUA is a federal program designed to help people who lost their jobs because of a natural disaster. This program gives temporary benefits to those who don't qualify for regular unemployment benefits.

# DUA Eligibility

- Individual has a week of unemployment following the date of the major disaster.
- The individual is unable to reach his/her place of employment.
- The individual was scheduled to start work and the job no longer exists.
- The individual became the major support because the head of household died as a direct result of the disaster.
- The individual cannot work because of an injury caused as a direct result of the disaster.

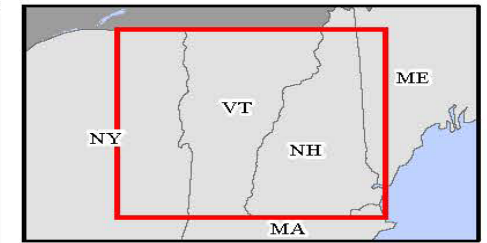
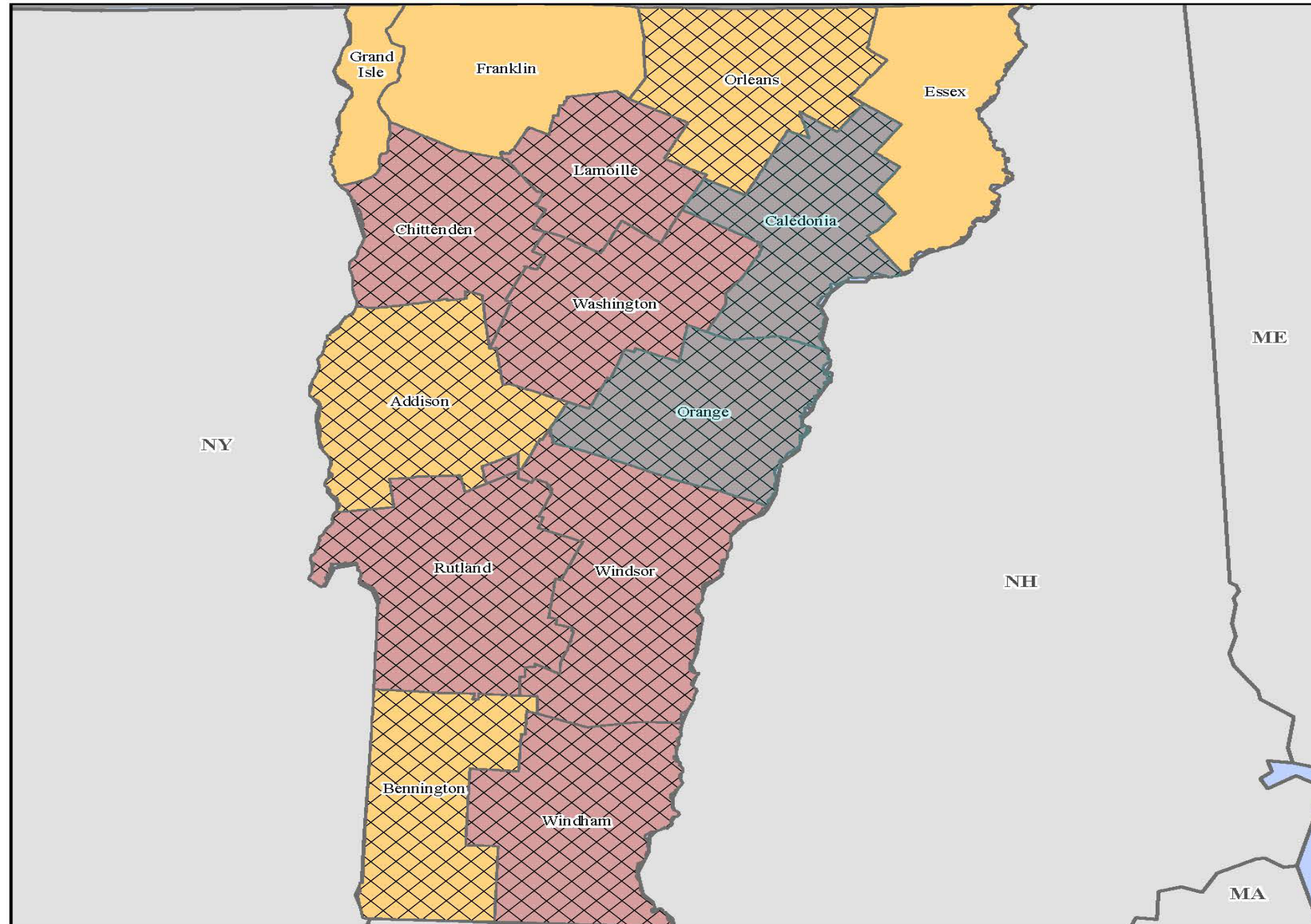
# Disaster Unemployment Assistance (DUA) Step by Step Process:



# FEMA-4720-DR, Vermont Disaster Declaration as of 07/26/2023



FEMA






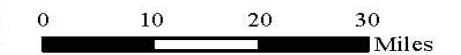
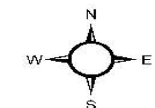
**Data Layer/Map Description:**  
The types of assistance that have been designated for selected areas in the State of Vermont.

All counties in the State of Vermont are eligible to apply for assistance under the Hazard Mitigation Grant Program.

Additional designations may be made at a later date if requested by the state and warranted by the results of further damage assessments.

### Designated Counties

-  Individual Assistance and Public Assistance (Categories A - G)
-  Public Assistance (Categories A - G)
-  Public Assistance (Category B)



### Data Sources:

FEMA, ESRI;  
Initial Declaration: 07/14/2023  
Disaster Federal Registry Notice:  
Amendment #5: 07/26/2023  
Datum: North American 1983  
Projection: Transverse Mercator



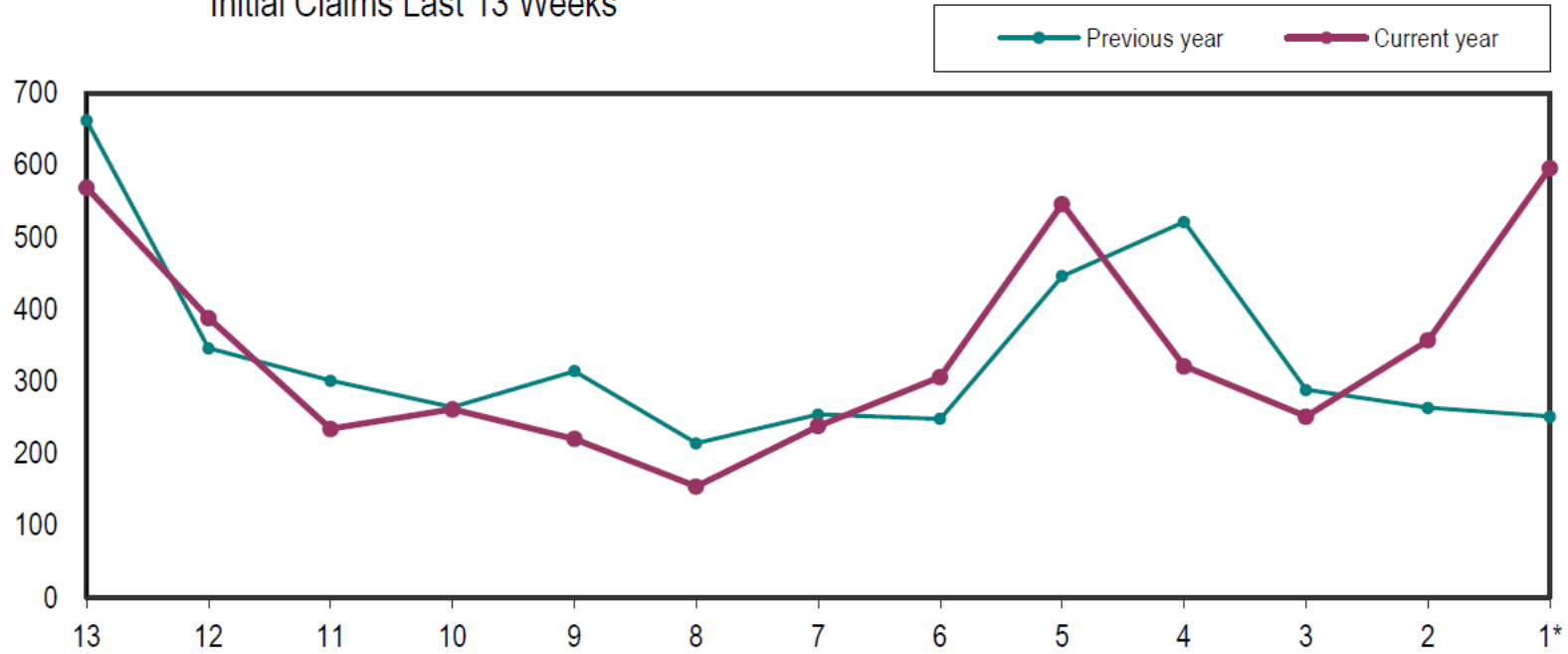
# DUA Timelines

- Application Deadlines:
  - First 6 Counties = August 21, 2023
  - Caledonia & Orange = August 25, 2023
- Eligible for UP TO 27 Weeks
  - First Week of Eligibility = Week Ending July 15, 2023
  - Last Week of Eligibility = Week Ending January 13, 2024

# UI Stats – As of July 25

- 1,008 Initial claims filed\*\*
- 669 indicated disaster related
- 40 DUA Initial Claims Filed
  
- \*\*This does not include Add Claims / Reopen Claims

### Initial Claims Last 13 Weeks



\* CURRENT WEEK

2023 = 596 ; 2022 = 251



## WEEKLY UNEMPLOYMENT INSURANCE CLAIMS SUMMARY

Week of July 22, 2023

Claim Types	Benefit Programs	Current Data <sup>2/</sup>		Last Year	Change From:	
		7/22/2023	7/15/2023	7/16/2022	Last Week	Last Year
Initial Claims <sup>1/</sup>	Regular UI	596	357	251	239	345
	Federal PEUC Tier I	0	0	0	0	0
	Federal PEUC Tier II *	N/A	N/A	N/A	N/A	N/A
	Federal PEUC Tier III *	N/A	N/A	N/A	N/A	N/A
	State Extended Benefits	0	0	0	0	0
	PUA	0	0	0	0	0
Continued Claims	Regular UI	2,667	2,455	2,152	212	515
	Federal PEUC Tier I	0	0	21	0	-21
	Federal PEUC Tier II	0	0	1	0	-1
	Federal PEUC Tier III	0	0	0	0	0
	State Extended Benefits	0	0	0	0	0
	PUA	0	0	0	0	0
Totals	Regular UI	3,263	2,812	2,403	451	860
	Federal PEUC Tier I	0	0	21	0	-21
	Federal PEUC Tier II	0	0	1	0	-1
	Federal PEUC Tier III	0	0	0	0	0
	State Extended Benefits	0	0	0	0	0
	PUA	0	0	0	0	0
	<b>Total All Programs</b>	<b>3,263</b>	<b>2,812</b>	<b>2,425</b>	<b>451</b>	<b>838</b>

\* Not tracked

<sup>2/</sup> Filing week, typically representing unemployment during the prior week