



# Vermont Economic Progress Council

## Vermont Employment Growth Incentive

### Program Annual Report 2023

The Vermont Employment Growth Incentive (VEGI) program provides incentives from the State of Vermont to businesses to encourage prospective economic activity in Vermont that is beyond an applicant’s “organic” or background growth. The incentive is provided for growth that would not occur, would not occur in Vermont, or would occur in a significantly different and less desirable manner, except for the incentive provided. The economic activity can be generated by a Vermont company or Vermont division adding new qualifying employees, a company that is considering Vermont to locate a new business or division, or start-up business activity. Once authorized, incentives must be earned. Incentives are paid only when performance requirements are met and maintained.

The Vermont Economic Progress Council serves as the approval and authorization body for the VEGI program. The Department of Tax receives and reviews the annual Incentive Claims made by participants in the VEGI program and issues any earned incentive payments.

Further information on VEPC and the VEGI program is available at:  
<http://accd.vermont.gov/economic-development/funding-incentives/vegi>

**Published:**  
September 1, 2023



## Contact Information

### Prepared by:

Abbie Sherman, Executive Director  
Vermont Economic Progress Council  
Abbie.Sherman@vermont.gov, 802-793-0721

Brian Poulin, Tax Examiner VI  
Vermont Department of Taxes  
Brian.Poulin@vermont.gov, 802-828-6804

### Assistance Provided by:

Angie Farrington, VEPC Program Manager  
Vermont Economic Progress Council

Christine Hinkel Ianni, Director of Communications  
Vermont Department of Economic Development

Hannah Angell, Intern  
Vermont Department of Economic Development

### On behalf of:

John Russell, Chair  
Vermont Economic Progress Council

Joan Goldstein, Commissioner  
Vermont Department of Economic Development

Lindsay Kurrle, Secretary  
Vermont Agency of Commerce and Community  
Development

James Whitehouse, Director of Taxpayer Services  
Vermont Department of Taxes

Craig Bolio, Commissioner  
Vermont Department of Taxes

### To receive this information in an alternative format or for other accessibility requests, please contact:

Angie Farrington, VEPC Program Manager  
Vermont Economic Progress Council  
Angela.Farrington@vermont.gov, 802-461-6421



# Table of Contents

<b>Reporting Requirement</b>	<b>4</b>
<b>VEGI Program Impact Summary</b>	<b>5</b>
VEGI Success Story: <b>Chroma Technology, Bellows Falls</b>	6
<b>Application Locations</b>	<b>8</b>
<b>Summary</b>	<b>9</b>
Application Pipeline	9
Application and Claim Review	10
Application Projected Activity – All Years	12
Application Projected Activity – 2018 to 2022	15
VEGI Success Story: <b>Gordini Glove, Essex</b>	20
<b>Applications Considered by VEPC</b>	<b>22</b>
Application Details	22
Applications Approved and Active	24
Applications Complete	28
VEGI Success Story: <b>MSI, Morristown</b>	32
Applications Approved and Concluded	34
Applications Reviewed and Denied	37
Applications Approved and Cancelled	38
Applications Approved and Terminated	44
Summary of Incentive Authorizations	47
Annual Authorization Caps	50
Annual Program Caps	50
Annual Labor Market Area Enhancement Caps	51
<b>VEGI Claims Data</b>	<b>53</b>
Claims Processed Summary	53
Activity Summary	54
Activity Summary by County	56
Comparison of Targets and Actual Numbers	56
Summary of Benefits Offered	59



## Reporting Requirement

Vermont Statute (32 V.S.A. §3340):

“(a) On or before September 1 of each year, the Vermont Economic Progress Council and the Department of Taxes shall submit a joint report on the incentives authorized in this subchapter to the House Committees on Ways and Means, on Commerce and Economic Development, and on Appropriations, to the Senate Committees on Finance, on Economic Development, Housing and General Affairs, and on Appropriations, and to the Joint Fiscal Committee.

(b) The Council and the Department shall include in the joint report:

(1) the total amount of incentives authorized during the preceding year;

(2) with respect to each business with an approved application:

(A) the date and amount of authorization;

(B) the calendar year or years in which the authorization is expected to be exercised;

(C) whether the authorization is active; and

(D) the date the authorization will expire; and

(3) the following aggregate information:

(A) the number of claims and total incentive payments made in the current and prior claim years;

(B) the number of qualifying jobs; and

(C) the amount of new payroll and capital investments.

(c) The Council and Department shall present data and information in the joint report in a searchable format.

(d) Notwithstanding any provisions of law to the contrary, an incentive awarded pursuant to this subchapter shall be treated as a tax expenditure for purposes of chapter 5 of this title.”

**The current sunset date for the VEGI program is January 1, 2025. For VEPC to continue to authorize incentives and provide this valuable benefit to businesses beyond this date, further action by the legislature will be required during the 2024 legislative session.**



# VEGI Program Impact Summary

The data points below provide a summary of the VEGI Program Impacts for Claims submitted to the Tax Department for the period January 1, 2007, through December 31, 2021. For “new qualifying jobs” it should be noted that, per statute, applicants must provide these jobs with at least three benefits in addition to meeting the wage requirement.<sup>1</sup> For the 2021 Claim Year, the average value of the benefits offered was \$18,505, with a median of \$19,000. Greater detail is provided in the section covering VEGI Claims Data.

## Program Impacts For All Claims



**9,376**

New Qualifying Jobs have been created by all businesses participating in the program from 2007 through 2021. For the 2021 Claim Year, 564 New Qualifying Jobs were created.



**\$553,238,556**

New Qualifying Payroll has been created from the 9,376 New Qualifying Jobs created during the same time period. For the 2021 Claim Year, \$39,060,787 new qualifying payroll was created from the New Qualifying Jobs from the same claim year.



**\$59,006**

Is the average wage for all New Qualifying Jobs created from 2007 through 2021. The average wage for New Qualifying Jobs for just the 2021 Claim Year is \$69,257



**\$1,077,494,028**

In New Qualifying Capital Investments were made from 2007 through 2021. During the 2021 Claim Year, New Qualifying Capital Investments totaled \$22,806,307.



**\$35,367,813**

Incentives Paid from 2007 through 2021

<sup>1</sup> 32 V.S.A. § 3331(9)



## VEGI Success Story: Chroma Technology, Bellows Falls



The VEGI program came as a lifeline, enabling Chroma to expand precisely when it was needed most. Without the expansion it would have been impossible for them to meet the overwhelming demand for PCR filters and play a crucial role in the global fight against the virus. Chroma's achievements have not only strengthened its worldwide customer base but also solidified its position in Vermont as an exemplar of innovation, employee ownership, and community-oriented growth.

### **Photo Provided by Chroma Technology**

Chroma Technology Corporation is a 100% employee-owned company that produces the world's finest optical filters. At its global headquarters in Bellows Falls, Chroma specializes in the design and manufacture of optical filters and coatings for Life Sciences, Astronomy, Automation, and Industrial applications. During the pandemic, the company played a pivotal role in public health as a leading producer of filters for PCR testing. It was able to meet that demand thanks to VEGI.

Whether it's long-term, high-volume production or a one-off custom solution, Chroma creates exactly what clients need to make their next product a success. In 2015, after 25 years of consistent growth, Chroma recognized that in order to continue to meet the needs of its expanding customer base they needed more space and more workers at



their Bellows Falls campus. The problem: the cost of their planned construction exceeded the market value of the property.

So, Chroma went to work and applied to VEGI. In 2016, Chroma was authorized for an incentive that helped them expand in the Upper Valley and add more high-paying jobs.

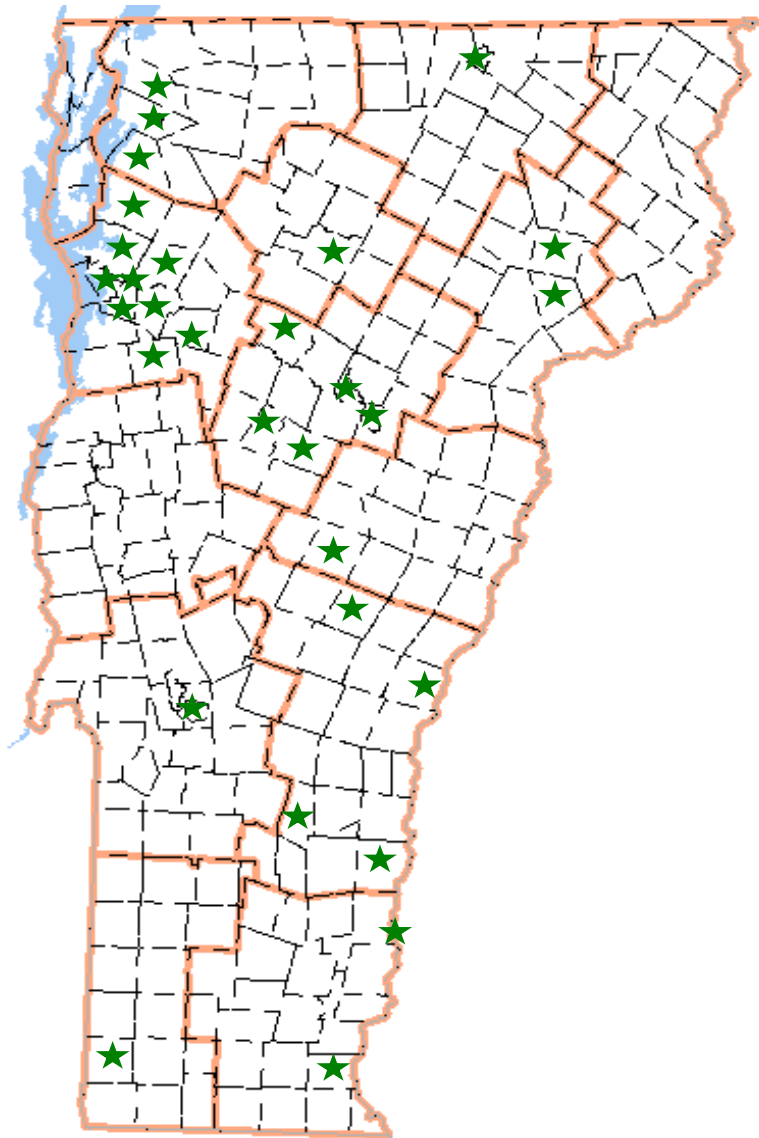
They invested \$21 million in their Bellows Falls campus, effectively doubling the facility by adding 25,000 square feet. They bought new equipment, added more parking, and made other site enhancements. Chroma also expanded their workforce, exceeding VEGI targets by hiring dozens of additional employees including engineers, machinists, coating technicians, customer service representatives, maintenance staff, and entry-level workers.



# Application Locations

The map depicts the locations of the 74 applications which have been approved and are in active-initial, active-final, active-reduced, complete, or concluded status. The number of applications in each location is listed on the left. Applications include those with initial approval, final approval, those that have completed the VEGI program and maintained their targets for follow-up years, and those that met and maintained some but not all of their targets. For more detail on individual applications, refer to the section covering Applications Considered by VEPC through December 31, 2022.

- Barre: 2
- Bellows Falls: 1
- Bennington: 3
- Brattleboro: 5
- Burlington: 6
- Colchester: 4
- Essex/Essex Jct: 14
- Georgia: 2
- Hartford: 2
- Hinesburg: 1
- Ludlow: 1
- Lyndon: 1
- Milton: 1
- Montpelier: 2
- Morristown: 1
- Newport: 2
- Northfield: 1
- Randolph: 2
- Richmond: 1
- Royalton: 1
- Rutland: 1
- South Burlington: 4
- Springfield: 1
- St. Albans: 3
- St. Johnsbury: 1
- Swanton: 3
- Waitsfield: 1
- Waterbury: 3
- Williston: 3
- Winooski: 1







## Summary

In January 2007, the Vermont Employment Growth Incentive (VEGI) program began offering incentives for business recruitment, growth, and expansion in Vermont. The VEGI program provides a cash incentive paid from the incremental tax revenues generated to the State by the new economic activity occurring. A company must apply to the Vermont Economic Progress Council (VEPC), a citizen board which determines for each application:

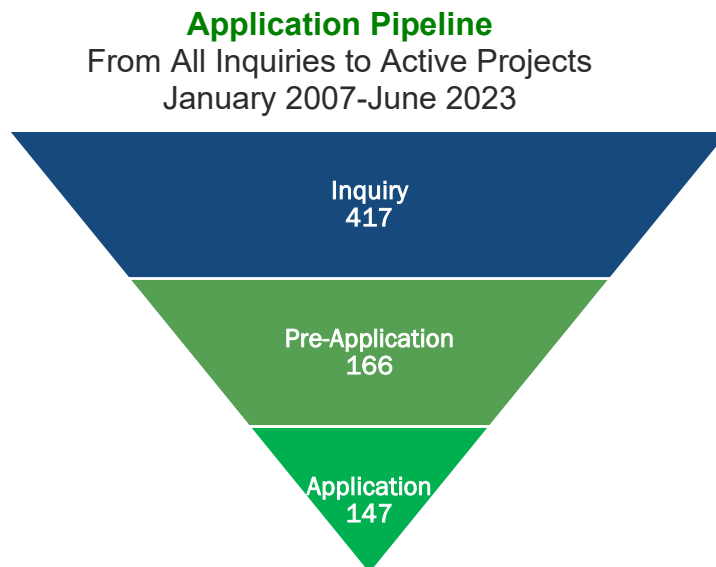
Whether the economic activity would not occur at all or would occur in a significantly different and/or less desirable manner for Vermont except for the incentive (“But For” requirement);

Whether the economic activity will generate more incremental tax revenue for the State than is foregone through the incentive (cost-benefit modeling); and

Whether the host municipality welcomes the company and project, the proposed activity conforms to applicable town and regional plans, and the company does not operate in a limited local market.

## Application Pipeline

Since the inception of the VEGI program through June 30, 2023, 417 inquiries have been received that evolved into 147 final applications that are in either Active-Initial, Active-Final, Active-Reduced, Complete, or Concluded status. During the period July 1, 2022, through June 30, 2023, 48 inquiries were received, with 4 evolving into a final VEGI Application as of June 30, 2023, with 1 being eligible for the LMA Enhancement and 2 being approved for the Green VEGI Enhancement.





## Application and Claim Review

Application consideration includes an extensive and detailed modeling of the economic and estimated fiscal (revenue) benefits and costs to the State of Vermont. Net new revenues are generated primarily from payroll income taxes. But new revenues are also generated from new business and corporate income taxes, sales and use taxes on machinery and equipment and building materials, transportation fees, property taxes, and other fees and taxes paid by the company, employees, contractors and their employees, and other companies involved in the project. The model also accounts for economic and fiscal costs to the State such as the costs of new students attending school and other additional State services that will be required.

The calculation of the incentive for all applications includes the discounting of a certain level of the new payroll that will be generated, considered background growth payroll or payroll assumed to grow at some level in projected years. This is even included for applications from new or start-up companies and companies that are being recruited to Vermont, which had no payroll in Vermont before the application date.

VEPC also considers the applicant and project interaction with other Vermont companies in customer, supplier, and vendor relationships. The greater these interactions, the more indirect economic impact the incentives will have.

In 2007, the General Assembly approved an enhancement to the VEGI program for companies that will create jobs in certain environmental technology sectors. Since its passage, 25 applications have been considered for the “Green VEGI” enhancement, 6 of which remain active or were complete as of December 31, 2022. The aggregate increase in incentives authorized for applications which are active or complete is \$1,964,275.

Statute also allows an enhancement for projects that will occur in areas of the State, defined by Labor Market Areas that have above average unemployment and lower than average incomes. VEPC has utilized this authority for 31 applications, 10 of which are active or were complete as of December 31, 2022. The aggregate increase in incentives authorized for applications which are active or complete is \$3,948,415.

VEGI incentives are earned over a period of up to five years and paid out over a period of up to nine years. The incentives are earned only if payroll, employment, and capital investment performance requirements are met and maintained by the company each year. Claims for VEGI incentive installments are submitted annually and reviewed by the Vermont Department of Taxes.

VEGI claims must be filed each year for the economic activity that occurred during the previous calendar year. For example, claims for activity in 2021 were filed in April 2022 and examined by the Tax Department during 2022 and 2023. Incentive payments, if earned, were paid after confirmation that performance requirements were met and maintained. Therefore, there is over a one-year delay before the claim and actual



activity data is available. Additionally, incentives are not paid out on a pro-rata basis if annual performance requirements are not met and maintained, nor if annual performance requirements are exceeded.

Companies that do not meet performance requirements by the due date (December 31 of each year) are allowed a “grace period” as defined by Statute<sup>2</sup>. The company is not immediately removed from the program if they do not meet their requirements. These companies may have created jobs, generated payroll, and made capital investments, but not to the extent that they met the performance measures which they set in their authorized applications. However, no incentive is paid to such a company until and unless the requirements are met. An applicant that does not meet performance requirements by the end of the grace period does not earn incentives for that performance year and is not eligible for any future incentives.

During the 2023 legislative session, Act 72 extended the sunset date for the VEGI program to January 1, 2025. For VEPC to continue to authorize incentives and provide this valuable benefit to businesses beyond this date, further action by the legislature will be required during the 2024 legislative session.

---

<sup>2</sup> Refer to 32 VSA § 3337, Earning an incentive.



## Application Projected Activity – All Years

The data below provides a summary of the activity that is expected to occur or has occurred from all Active-Initial or Active-Final applications. The data excludes Complete applications since the targets from those applications have already been realized. Data from what has occurred for Complete applications is provided in aggregate in the Claims data in this report. The data below also excludes those businesses that received incentive payments and met early targets and are now considered Active-Reduced or Concluded since some of the application projected activity is no longer expected to occur. However, it is important to note that Vermont has benefited from additional jobs and capital investment from those businesses in Active-Reduced or Concluded status.



**1,104**

New Qualifying Jobs are anticipated to be created over the application period



**\$65,063,503**

New Qualifying Payroll is anticipated to be created from the New Qualifying Jobs



**\$58,934**

Average Wage for the New Qualifying Jobs anticipated to be created



**\$171,023,015**

Is anticipated in New Capital Investments



**\$18,556,506**

Maximum Incentives to be Paid



Figure 1 Type of Project: This figure depicts VEGI Applications by type of project. For Applications that are either Active-Initial, Active-Final, or Complete, 34 are for expansion projects for a business currently located in Vermont, 6 are start-up companies, 2 were for an acquisition or plant restart. Just 2 applications for were recruitment of businesses located outside of Vermont at the time of their application. As the figure shows, most companies currently accessing the VEGI Program were located in Vermont at application.

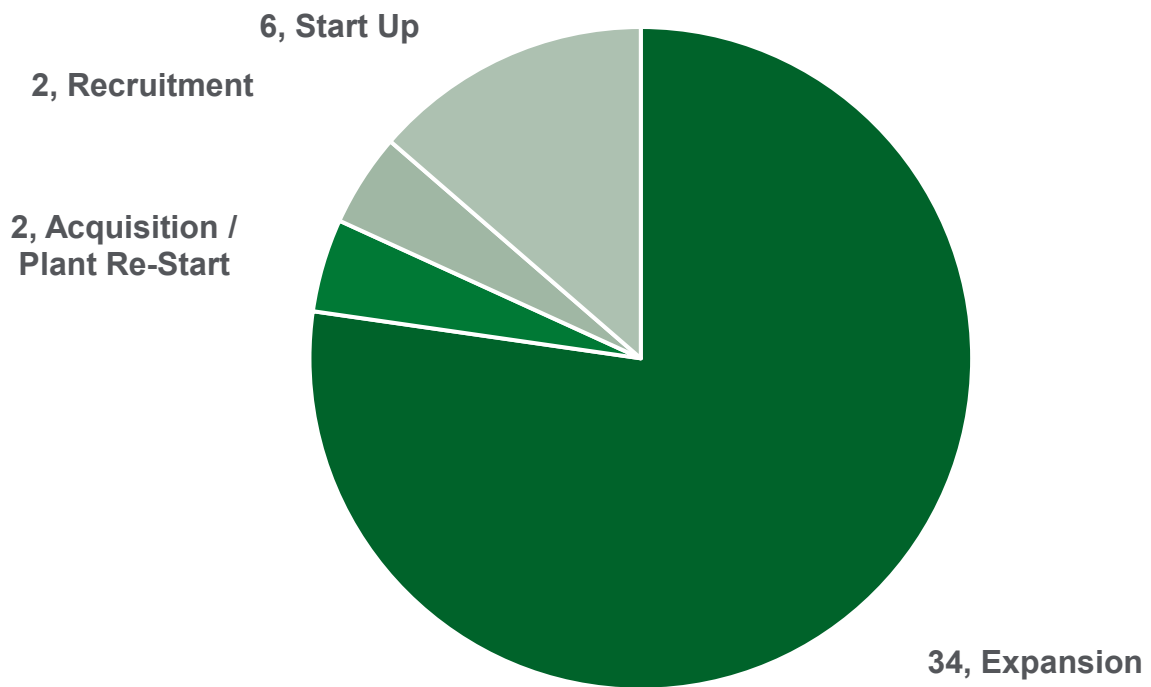
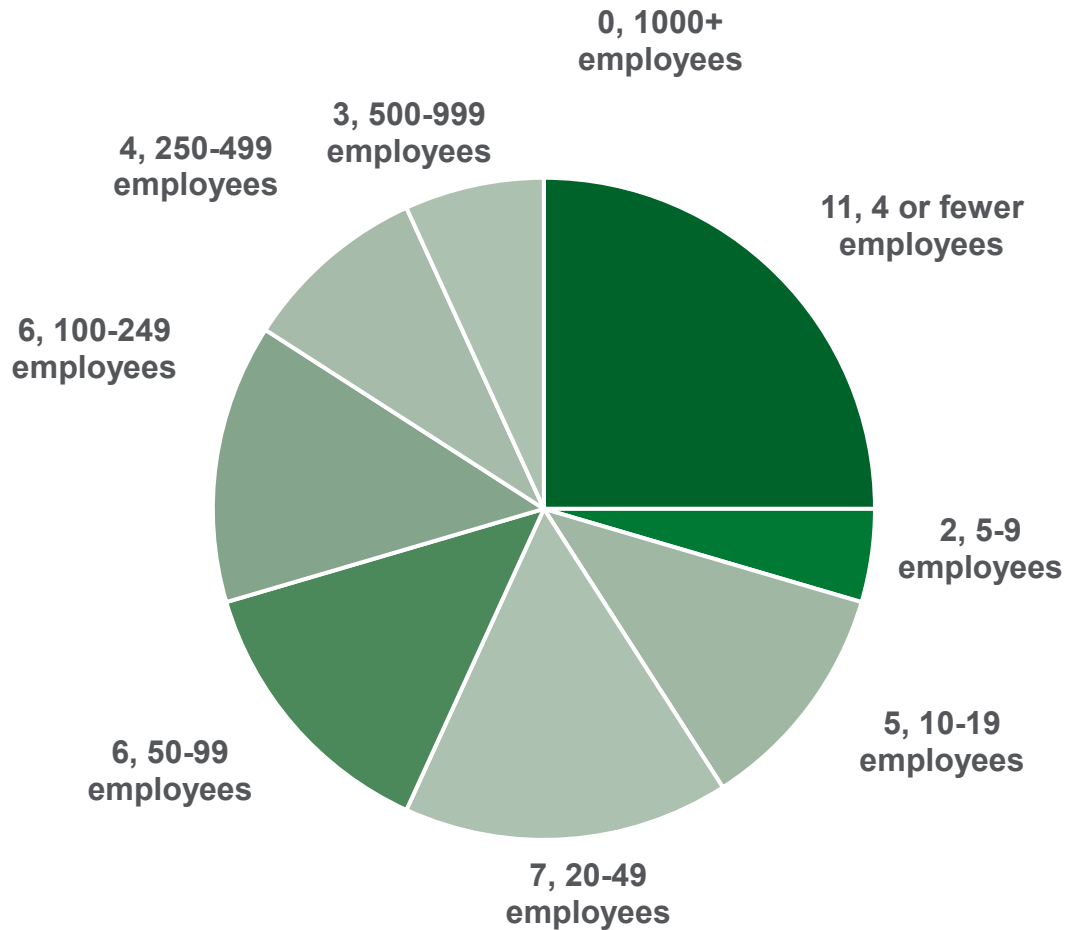




Figure 2 Business Size by Number of Employees: The figure below categorizes applications by the number of Vermont employees the business had at application. The categories align with the categories used in reporting by the Vermont Department of Labor. Of the total 44 applications that were in Active-Initial, Active-Final, or Complete status, 25 had fewer than 50 employees when they applied to the VEGI Program. The remaining 19 applications in the same status had more than 50 employees when they applied to the VEGI Program.





## Application Projected Activity – 2018 to 2022

The data below provides a summary of the activity that is projected to occur or has occurred for all Applications authorized in the last 5 years that are in Active-Initial or Active-Final status. Active-Reduced applications are not included since some of the application projected activity is no longer expected to occur. For this report, there are 16 applications included in the data presented below.



812

New Qualifying Jobs are anticipated to be created over the application period



\$52,384,985

New Qualifying Payroll is anticipated to be created from the New Qualifying Jobs



\$64,514

Average Wage for the New Qualifying Jobs anticipated to be created



\$96,018,544

New Capital Investments



\$13,683,143

Maximum Incentives to be Paid



Figure 3 Gross Wages 2018-2022: The figure presents the application projected Gross Wages for the same 16 VEGI Applications from 2018-2022 that are in Active-Initial or Active-Final status. About half the jobs being created in these applications are anticipated to pay wages over \$50,000. The average wage for all 16 applications is \$62,522, with a median wage of \$62,000. The Annual Average Wage for Vermont in 2018 was \$47,640, in 2019 \$49,341, in 2020 \$54,075, in 2021 \$56,262, and in 2022 \$59,597. It is significant to note that anticipated wages in a VEGI application must **not** include additional wages such as overtime, commissions, and bonuses. As noted in the [Vermont Department of Labor's glossary](#) posted on their website, the Vermont Annual Average Wage is an average aggregate of data and includes overtime and persons paid on a commission basis. These differences should be considered when comparing VEGI wages to Vermont Average Annual Wages.

VEGI applicants must meet a minimum Qualifying Wage for new jobs in their application. The Qualifying Wage is either 60% or 40% above minimum wage and is dependent on which Labor Market Area the project will be located in<sup>3</sup>. The Qualifying Wage for applications in 2018 was \$34,944 (60% above) or \$30,573 (40% above), as compared to the 2022 Qualifying Wage of \$41,766 (60% above) or \$36,547 (40% above).

---

<sup>3</sup> The 40% wage threshold is applied to Labor Market Areas where the average annual unemployment rate is higher than the rate for the State per 32 VSA 3331(12)(B). This list is updated annually on July 1 and is provided on the VEPC website.



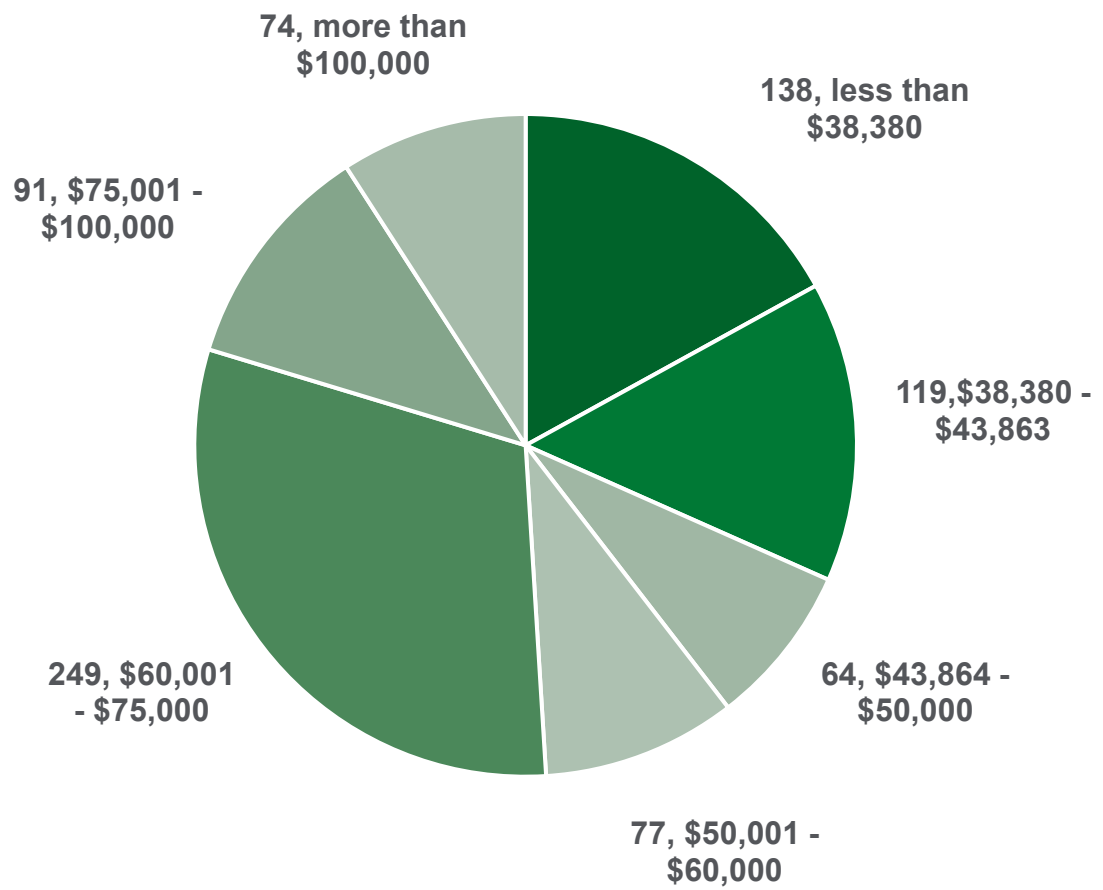




Figure 4a Gross Wages 2018-2022, NAICS Code 31, 32, 33, or 42: The figure presents a subset of Figure 4 and is the application projected Gross Wages for the 10 VEI Applications from 2018-2022 with North American Industry Classification System (NAICS) Code 31, 32, 33, or 42, and which are in Active-Initial or Active-Final status. NAICS code 31 is for non-durable goods manufacturing, codes 32 and 33 are for durable goods manufacturing, and 42 is for wholesale trade. There was 1 application with NAICS code 31, 8 for NAICS codes 32 and 33, and 1 for NAICS code 42. The NAICS codes have been grouped so that the data presented does not identify a single applicant's projections. The section covering Applications Considered by VEPC provides NAICS codes for each application and the Excel tables posted on the VEPC website allow for sorting by NAICS code. The chart below shows that nearly 60% of the jobs in these applications are anticipated to pay wages higher than \$50,000. The average wage for these 10 applications is \$61,676, with a median wage of \$55,000.

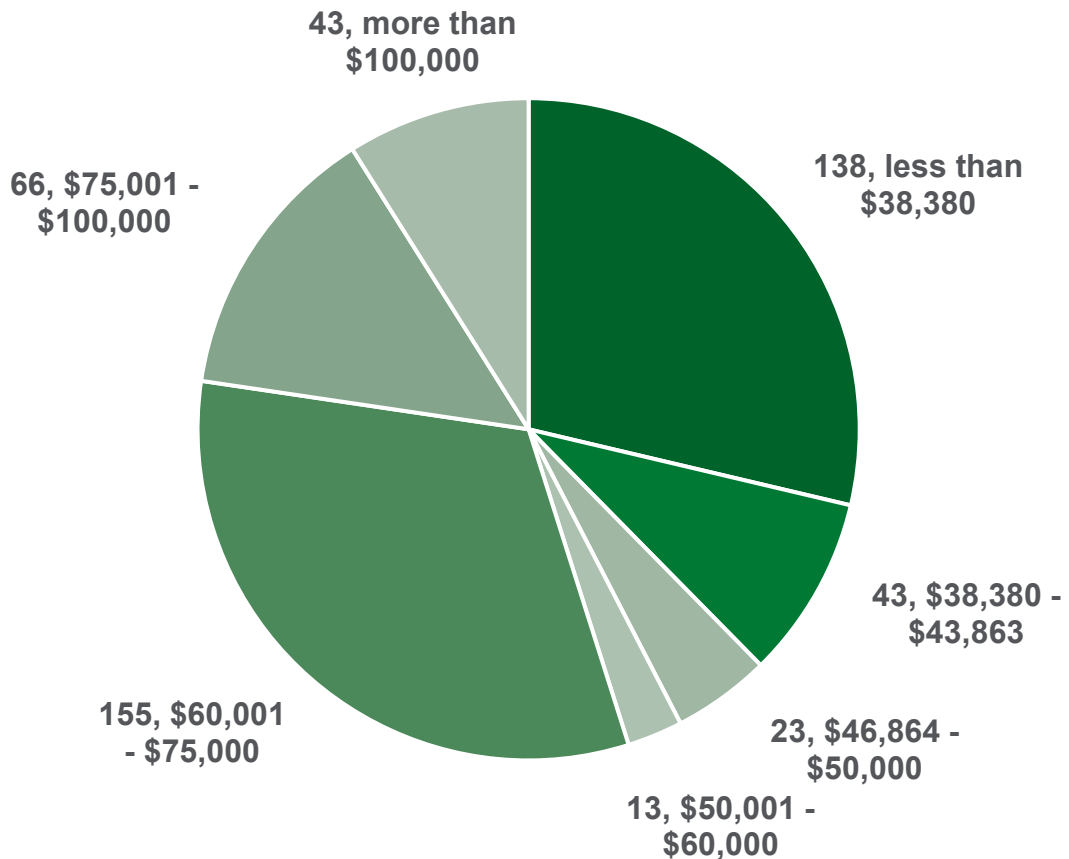
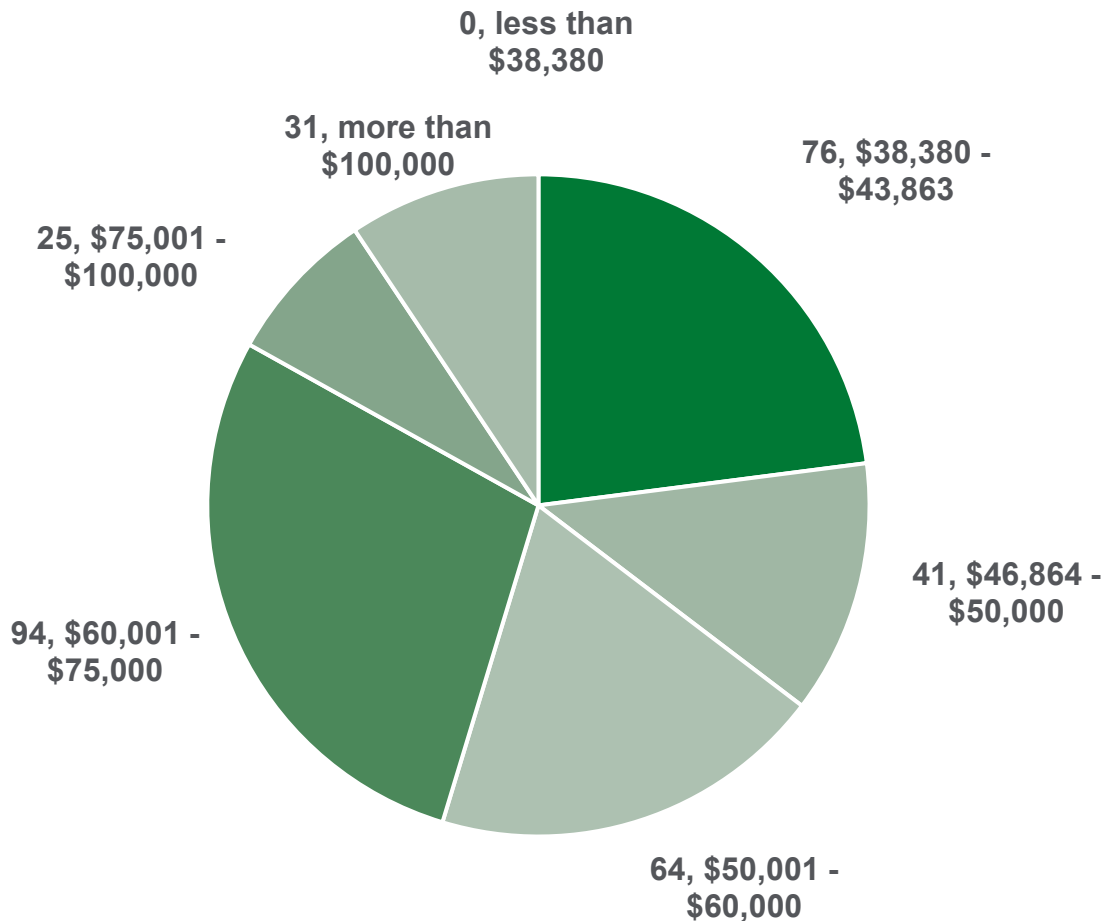




Figure 5b Gross Wages 2018-2022, NAICS Code 51, 52, 54: The figure presents another subset of Figure 4 and is the application projected Gross Wages for the 6 VEGI Applications from 2018-2022 with NAICS code 51, 52, or 54 and which are in Active-Initial or Active-Final status. NAICS code 51 is for information; 52 is for finance and insurance; and 54 is for professional, scientific, and technical services. There was 1 application with NAICS code 51, 1 for NAICS code 52, and 4 for NAICS code 54. The NAICS codes have been grouped so that the data presented does not identify a single applicant's projections. The section covering Applications Considered by VEPC provides NAICS codes for each application and the Excel tables posted on the VEPC website allow for sorting by NAICS code. The chart below shows that approximately 65% of the jobs in these applications are anticipated to pay wages higher than \$50,000. None of the jobs paid wages less than \$38,380. The average wage for these 6 applications is \$63,750, with a median wage of \$65,000.





## VEGI Success Story: Gordini Glove, Essex



KJ O’Grady says Gordini works hard “to promote a work-life balance” and they are very flexible with time off during their off season (January through July). Like many employees with family outside the U.S., Elhadji Mbengue takes advantage of that flexibility. He will go for several weeks to Senegal, but he says he will always come back. “I think I found my home,” he said – both in Vermont and at Gordini.

**Photo Credit:** Christine Hinkel Ianni, Communications Director, Vermont Department of Economic Development

Hiring was a challenge during COVID, but not for Gordini. Just as the world was shutting down, the glove maker in Essex Town was seeing demand soar. And it wasn’t just for their winter gloves and mittens. People wanted gloves for gardening and pumping gas, too. Gordini makes those for Carhartt.

Director of Operations KJ O’Grady says Gordini experienced “exponential growth year after year during COVID.” So, the Vermont glove maker needed more workers. The VEGI program helped them expand while creating a diverse workforce. Today more than half of their warehouse workers speak English as a second language, hailing from Moldova, Nepal, Senegal, Guinea, Dominican Republic, and Czech Republic.

When Gordini was first authorized for VEGI in 2018, the company had about 40 workers in Vermont. Today, they employ more than 100.



Without VEGI, the company says it would have kept part of its operation in the Green Mountains, but expanded elsewhere thanks to valuable incentive packages other states offer to businesses to move. Gordini says VEGI helped them grow financially, allowing them in turn to give back to their expanding workforce, the local economy, and their community.

O’Grady and Shipping Manager Elhadji Mbengue take great pride in their people. In addition to VEGI, they say the family-friendly culture at Gordini helped them add those workers. In fact, they employ many members of the same family. “Seeing employees bring in family means we are good to them,” said Mbengue.



# Applications Considered by VEPC

## Application Details

The following pages list all applications considered by the Vermont Economic Progress Council through December 31, 2022. The applications are sorted by status, as follows: (1) Approved and Active; (2) Complete; (3) Concluded; (4) Denied; (5) Cancelled; and (6) Terminated. Further explanation on each of these terms and the details of each application are provided below. This information is also available on the VEPC website in a Excel file which can be sorted on various data points.

**Active-Initial:** An Initial Application has been approved. Initial approval of incentives provides applicants with enough information to determine if they could commence the project. Incentives are not authorized until a Final Application has been submitted by the applicant and approved by VEPC.

**Active-Final:** A Final Application has been approved by VEPC and incentives are authorized. Applicants in the status must submit annual claims to the Tax Department and meet performance requirements to receive incentives.

**Active-Reduced:** Applicant has met and maintained some targets (earned), but for a certain year, performance requirements were either not met or not maintained. Some incentives may have been earned and paid out, but other installment payments were forfeited. The applicant is authorized to continue to receive the incentive for those years the incentive was earned, provided they continue to submit claims to the Tax Department and maintain those targets. Those applicants show a date of status change and change reason, but the Minimum Net Revenue Benefit is zeroed out since it is not possible to recalculate what the benefit amount is based on the targets that were met.

**Cancelled:** Application was cancelled by action of the applicant. This may occur when (1) the Initial Application was approved but Final Application was not filed; or (2) the applicant rescinds their application after approval of the Final Application. No incentives have been earned or paid.

**Complete:** Applicant has met and maintained all their performance requirements and has completed the VEGI program.

**Concluded:** Applicant changed to an “Active-Reduced” status at some point and all remaining eligible incentives have since been paid.

**Denied:** The applicant was denied authorization to earn incentives.

**Terminated:** Applicant had the authority to earn authorized incentives revoked at some point due to failure to meet or maintain all performance requirements.



If an authorization has been Cancelled or Terminated, the details of that application will note whether or not an incentive was earned. Statute provides for recapture under certain specific circumstances.

The term “**incentive considered**” is the maximum level of incentives the company could possibly earn if the project occurs. If the project status indicates Active-Reduced, Concluded, Cancelled, or Terminated, the incentive considered is listed for reference only in this report, but the total incentive is or was no longer available to be earned by the company.

Some applications indicate they have received an incentive enhancement. An explanation for each enhancement is provided below:

**Green:** Indicates incentive enhancement for environmental technology companies. These companies are further defined as those which primarily provide research, design, engineering, development, or manufacturing in the area such as waste management, natural resource protection and management, energy efficiency or conservation, or clean energy.<sup>4</sup>

**Labor Market Area or LMA Enhancement:** Indicates incentive enhancement for projects in economically disadvantaged areas. This is further defined as those areas which have average annual unemployment rates that are higher than the State average or which have average annual wages which are lower than the State average.<sup>5</sup> The labor market areas are designated by the Vermont Department of Labor.

**Look Back Waived:** A business receiving authorization for VEGI must exceed its average annual employment in the two years prior to its application. A waiver of this can be approved by VEPC if the Council determines that the applicant is establishing a significantly different or new line of business.<sup>6</sup> The listing of applications indicates those which received approval for this waiver.

**Education Tax Stabilization:** Indicates applicant chose stabilization of incremental Education Property Taxable Value as incentive instead of, or in addition to, cash payments. This is an earlier form of authorization that VEPC could approve, was later repealed in statute, and is no longer a component of the program.

For applications that have had a change in status, there is a code that is assigned to each to indicate the reason for the change. An explanation for each code is provided below:

---

<sup>4</sup> 32 VSA 5930b(g)

<sup>5</sup> 32 VSA 5930b(b)(5)

<sup>6</sup> 32 VSA 5930a(c)(1)



**Change Reason 1:** Initial application was submitted and approved but the final application was not submitted and the application was cancelled. No incentives ever authorized, earned or paid.

**Change Reason 2:** Project commenced, but for a certain year, performance requirements were either not met or performance requirements were not maintained. Some incentives may have been earned and paid out.

**Change Reason 3:** Project commenced, but company closed or reduced employment below 90% and incentives were terminated. Any paid incentives were recaptured.

**Change Reason 4:** Project commenced, but in a subsequent year company failed to file a VEGI claim and incentives were terminated.

**Change Reason 5:** Project denied and no incentives were authorized.

**Change Reason 6:** Applicant requested rescission of application and any paid incentives were recaptured.

---

## Applications Approved and Active

The applications listed in this section are in the status of either Active-Initial, Active-Final, or Active-Reduced. These applications are still able to earn and receive incentive payments.

### Authorization Period: 2022-2026

**Plumrose USA**, 14 Jonergin Dr, Swanton

**NAICS Code:** 31; **Date Initial Application Considered:** N/A; **Date Final Application Considered:** 09/29/22; **Status:** Active-Final; **Began Earning Incentive:** No; **Incentive Considered:** \$230,638; **Minimum Net Revenue Benefit:** \$118,558

**Beta Technologies**, 75 Swanton Road, St. Albans

**NAICS Code:** 33; **Date Initial Application Considered:** 03/03/22; **Date Final Application Considered:** 12/15/22; **Status:** Active-Final; **Began Earning Incentive:** No; **Incentive Considered:** \$1,634,006; **Minimum Net Revenue Benefit:** \$730,912; **Enhancements:** Green

**Resonant Link**, 530 Community Drive, South Burlington

**NAICS Code:** 54; **Date Initial Application Considered:** 01/27/22; **Date Final Application Considered:** 12/15/22; **Status:** Active-Final; **Began Earning Incentive:** No; **Incentive Considered:** \$941,102; **Minimum Net Revenue Benefit:** \$226,285; **Enhancements:** Green





Ivy Computer, 2933 Waterbury-Stowe Rd, Waterbury Ctr

**NAICS Code: 51; Date Initial Application Considered: 12/17/21; Date Final Application Considered: 12/15/22; Status: Active-Final; Began Earning Incentive: No; Incentive Considered: \$2,614,696; Minimum Net Revenue Benefit: \$101,750; Enhancements: Labor Market Area**

**Authorization Period: 2021-2025**

GSR Solutions, 125 College St, Burlington

**NAICS Code: 54; Date Initial Application Considered: 6/24/21; Date Final Application Considered: 12/17/21; Status: Active-Final; Began Earning Incentive: Yes; Incentive Considered: \$227,822; Minimum Net Revenue Benefit: \$70,238; Enhancements: Green**

OnLogic, 435 Community Dr, South Burlington

**NAICS Code: 33; Date Initial Application Considered: 5/6/2021; Date Final Application Considered: 11/17/21; Status: Active-Final; Began Earning Incentive: Yes; Incentive Considered: \$2,506,884; Minimum Net Revenue Benefit: \$1,350,419**

**Authorization Period: 2020-2024**

NuHarbor Security, 533 Roosevelt Highway, Colchester

**NAICS Code: 54; Date Initial Application Considered: 10/29/20; Date Final Application Considered: 12/17/20; Status: Active-Final; Began Earning Incentive: Yes; Incentive Considered: \$437,856; Minimum Net Revenue Benefit: \$527,334**

Beta Technologies, 1150 Airport Drive, South Burlington

**NAICS Code: 33; Date Initial Application Considered: 6/25/20; Date Final Application Considered: 12/17/20; Status: Active-Final; Began Earning Incentive: Yes; Incentive Considered: \$2,788,295; Minimum Net Revenue Benefit: \$639,046; Enhancements: Green**

**Authorization Period: 2019-2023**

KAD Models & Prototyping, 313 VT Route 14S, East Randolph

**NAICS Code: 33; Date Initial Application Considered: 9/26/19; Date Final Application Considered: 12/19/19; Status: Active-Final; Began Earning Incentive: Yes; Incentive Considered: \$112,515; Minimum Net Revenue Benefit: \$0; Enhancements: Labor Market Area**

DealerPolicy, 2300 St. George Road, Williston

**NAICS Code: 52; Date Initial Application Considered: 7/25/19; Date Final Application Considered: 12/19/19; Status: Active-Final; Began Earning Incentive: Yes; Incentive Considered: \$270,481; Minimum Net Revenue Benefit: \$142,837**



Glavel, Saint Albans Industrial Park, Saint Albans

**NAICS Code: 32; Date Initial Application Considered: 4/26/18; Date Final Application Considered: 11/21/19; Status: Active-Final; Began Earning Incentive: Yes; Incentive Considered: \$400,138; Minimum Net Revenue Benefit: \$95,513; Enhancements: Green**

Marvell, 128 Lakeside Ave, Burlington

**NAICS Code: 33; Date Initial Application Considered: N/A; Date Final Application Considered: 10/31/19; Status: Active-Reduced; Date of Status Change: 4/10/23; Change Reason: 2; Began Earning Incentive: Yes; Incentive Considered: \$5,351,024; Minimum Net Revenue Benefit: \$0**

Twincraft, 36 River Road, Essex Junction

**NAICS Code: 32; Date Initial Application Considered: N/A; Date Final Application Considered: 10/31/19; Status: Active-Final; Began Earning Incentive: Yes; Incentive Considered: \$54,815; Minimum Net Revenue Benefit: \$39,580**

GS Blodgett Corp, 30 Allen Martin Drive, Essex Junction

**NAICS Code: 33; Date Initial Application Considered: 3/28/19; Date Final Application Considered: 10/31/19; Status: Active-Reduced; Date of Status Change: 6/21/22; Change Reason: 2; Began Earning Incentive: Yes; Incentive Considered: \$1,859,343; Minimum Net Revenue Benefit: \$0**

NuHarbor Security, 39 River Road, Essex Junction

**NAICS Code: 54; Date Initial Application Considered: 4/26/18; Date Final Application Considered: 02/28/19; Status: Active-Final; Began Earning Incentive: Yes; Incentive Considered: \$202,644; Minimum Net Revenue Benefit: \$147,232**

**Authorization Period: 2018-2022**

Long Falls Paperboard, 161 Wellington Road, Brattleboro

**NAICS Code: 32; Date Initial Application Considered: N/A; Date Final Application Considered: 12/14/18; Status: Active-Reduced; Date of Status Change: 2/14/23; Change Reason: 2; Began Earning Incentive: Yes; Incentive Considered: \$1,148,098; Minimum Net Revenue Benefit: \$0; Enhancements: Labor Market Area**

Greensea Systems, Inc., 10 East Main Street, Richmond

**NAICS Code: 33; Date Initial Application Considered: 7/26/18; Date Final Application Considered: 12/14/18; Status: Active-Final; Began Earning Incentive: Yes; Incentive Considered: \$103,505; Minimum Net Revenue Benefit: \$51,957**

Gordini USA, 6 Thompson Drive, Essex Junction

**NAICS Code: 42; Date Initial Application Considered: 3/29/18; Date Final Application Considered: 12/14/18; Status: Active-Final; Began Earning Incentive: Yes; Incentive Considered: \$228,922; Minimum Net Revenue Benefit: \$288,073**



MSI, 153 Stafford Avenue, Morrisville

**NAICS Code: 33; Date Initial Application Considered: 12/14/17; Date Final Application Considered: 12/14/18; Status: Active-Final; Began Earning Incentive: Yes; Incentive Considered: \$928,824; Minimum Net Revenue Benefit: \$0; Enhancements: Labor Market Area**

**Authorization Period: 2017-2021**

Winooski, LLC/DealerPolicy, 553 Roosevelt Highway, Ste 201, Colchester

**NAICS Code: 52; Date Initial Application Considered: 8/31/17; Date Final Application Considered: 12/14/17; Status: Active-Final; Began Earning Incentive: Yes; Incentive Considered: \$92,529; Minimum Net Revenue Benefit: \$45,881**

Lawson's Finest Liquids, 115 Carroll Road, Waitsfield

**NAICS Code: 31; Date Initial Application Considered: 2/23/17; Date Final Application Considered: 12/14/17; Status: Active-Final; Began Earning Incentive: Yes; Incentive Considered: \$1,420,630; Minimum Net Revenue Benefit: \$0; Enhancements: Labor Market Area**

Vermont Precision Tool, 10 Precision Lane, Swanton

**NAICS Code: 33; Date Initial Application Considered: 11/3/16; Date Final Application Considered: 12/14/17; Status: Active-Reduced; Date of Status Change: 12/6/21; Change Reason: 2; Began Earning Incentive: Yes; Incentive Considered: \$333,263; Minimum Net Revenue Benefit: \$0**

GS Blodgett Corp, 42 Allen Martin Drive, Essex Junction

**NAICS Code: 33; Date Initial Application Considered: 6/19/17; Date Final Application Considered: 10/26/17; Status: Active-Reduced; Date of Status Change: 6/21/22; Change Reason: 2; Began Earning Incentive: Yes; Incentive Considered: \$643,469; Minimum Net Revenue Benefit: \$0**

**Authorization Period: 2016-2020**

Caledonia Spirits, Barre Street, Montpelier

**NAICS Code: 31; Date Initial Application Considered: 6/23/16; Date Final Application Considered: 12/8/16; Status: Active-Final; Began Earning Incentive: Yes; Incentive Considered: \$402,673; Minimum Net Revenue Benefit: \$191,953**

Chroma Technology Corp, 10 Imtec Lane, Bellows Falls

**NAICS Code: 33; Date Initial Application Considered: 6/23/16; Date Final Application Considered: 12/8/16; Status: Active-Final; Began Earning Incentive: Yes; Incentive Considered: \$596,297; Minimum Net Revenue Benefit: \$612,342**



Vermont Aerospace-AIAC, 966 Industrial Park, Lyndonville

**NAICS Code:** 33; **Date Initial Application Considered:** 5/5/16; **Date Final Application Considered:** 12/8/16; **Status:** Active-Final; **Began Earning Incentive:** Yes; **Incentive Considered:** \$328,841; **Minimum Net Revenue Benefit:** \$29,592; **Enhancements:** Labor Market Area

Imerys Talc Vermont, Inc, 73 East Hill, Ludlow

**NAICS Code:** 21; **Date Initial Application Considered:** 1/28/16; **Date Final Application Considered:** 11/3/16; **Status:** Active-Final; **Began Earning Incentive:** Yes; **Incentive Considered:** \$696,332; **Minimum Net Revenue Benefit:** \$398,820

Autumn Harp, 26 Thompson Drive, Essex Junction

**NAICS Code:** 32; **Date Initial Application Considered:** N/A; **Date Final Application Considered:** 5/26/16; **Status:** Active-Final; **Began Earning Incentive:** Yes; **Incentive Considered:** \$570,225; **Minimum Net Revenue Benefit:** \$525,444

#### Authorization Period: 2014-2018

Vermont Packinghouse, 25 Fairbanks Road, North Springfield

**NAICS Code:** 31; **Date Initial Application Considered:** 7/25/13; **Date Final Application Considered:** 12/17/14; **Status:** Active-Final; **Began Earning Incentive:** Yes; **Incentive Considered:** \$233,252; **Minimum Net Revenue Benefit:** \$0; **Enhancements:** Labor Market Area

Twincraft Inc, 36 River Road, Essex

**NAICS Code:** 32; **Date Initial Application Considered:** 7/24/13; **Date Final Application Considered:** 12/17/14; **Status:** Active-Final; **Began Earning Incentive:** Yes; **Incentive Considered:** \$532,584; **Minimum Net Revenue Benefit:** \$512,840; **Enhancements:** Look Back Waived

---

## Applications Complete

The applications listed below are in “Complete” status, meaning they have met and maintained all their performance requirements and have completed the VEGI program.

#### Authorization Period: 2016-2020

Bariatatrix Nutrition Corp II, 308 Industrial Park Road, Georgia

**NAICS Code:** 31; **Date Initial Application Considered:** 6/23/16; **Date Final Application Considered:** 12/8/16; **Incentive Earned:** Yes; **Incentive Considered:** \$152,843; **Minimum Net Revenue Benefit:** \$83,813



GS Precision, Inc., John Seitz Drive, Brattleboro

**NAICS Code: 33; Date Initial Application Considered: 6/23/15; Date Final Application Considered: 11/3/16; Incentive Earned: Yes; Incentive Considered: \$1,154,702; Minimum Net Revenue Benefit: \$0; Enhancements: Labor Market Area**

LTK Consulting Services, Inc., 35 Railroad Row, White River Junction

**NAICS Code: 54; Date Initial Application Considered: 1/28/16; Date Final Application Considered: 11/3/16; Incentive Earned: Yes; Incentive Considered: \$184,683; Minimum Net Revenue Benefit: \$76,325; Enhancements: Labor Market Area**

**Authorization Period: 2015-2019**

Revision Ballistics, LTD, 30 Industrial Avenue, Newport

**NAICS Code: 31; Date Initial Application Considered: 5/28/15; Date Final Application Considered: 10/27/15; Incentive Earned: Yes; Incentive Considered: \$619,007; Minimum Net Revenue Benefit: \$0; Enhancements: Labor Market Area**

Flex-A-Seal, Inc., 1 Jackson Street, Essex Junction

**NAICS Code: 33; Date Initial Application Considered: 12/17/14; Date Final Application Considered: 12/3/15; Incentive Earned: Yes; Incentive Considered: \$144,998; Minimum Net Revenue Benefit: \$208,891**

GW Plastics, Inc., 272 Fairbanks Road, North Springfield

**NAICS Code: 31; Date Initial Application Considered: 7/23/15; Date Final Application Considered: 12/3/15; Incentive Earned: Yes; Incentive Considered: \$977,364; Minimum Net Revenue Benefit: \$349,170; Enhancements: Labor Market Area**

**Authorization Period: 2014-2018**

G.S. Blodgett Corp., 19 Thompson Drive, Essex

**NAICS Code: 33; Date Initial Application Considered: 3/19/14; Date Final Application Considered: 12/17/14; Incentive Earned: Yes; Incentive Considered: \$754,104; Minimum Net Revenue Benefit: \$410,685**

**Authorization Period: 2013-2017**

Logic Supply, Inc., 35 Thompson Street, South Burlington

**NAICS Code: 33; Date Initial Application Considered: 4/25/13; Date Final Application Considered: 10/24/13; Incentive Earned: Yes; Incentive Considered: \$352,912; Minimum Net Revenue Benefit: \$219,038**



Dealer.com II, 128 Lakeside Ave, Building 21, Burlington

**NAICS Code: 51; Date Initial Application Considered: 4/25/13; Date Final Application Considered: 12/5/13; Incentive Earned: Yes; Incentive Considered: \$1,201,850; Minimum Net Revenue Benefit: \$1,970,120**

**Authorization Period: 2012-2016**

Mylan Technologies, 110 Lake Street, Saint Albans

**NAICS Code: 32; Date Initial Application Considered: 1/26/12; Date Final Application Considered: 12/3/12; Incentive Earned: Yes; Incentive Considered: \$5,733,506; Minimum Net Revenue Benefit: \$2,786,740**

Seventh Generation, 60 Lake Street, Suite 3N, Burlington

**NAICS Code: 42; Date Initial Application Considered: 4/26/12; Date Final Application Considered: 12/3/12; Incentive Earned: Yes; Incentive Considered: \$454,728; Minimum Net Revenue Benefit: \$233,150; Enhancements: Green**

Commonwealth Dairy, LLC, 3 Omega Drive, Brattleboro

**NAICS Code: 31; Date Initial Application Considered: 1/26/12; Date Final Application Considered: 5/25/12; Incentive Earned: Yes; Incentive Considered: \$303,004; Minimum Net Revenue Benefit: \$277,714**

**Authorization Period: 2011-2015**

VSC Holdings, Inc., 10516 US Route 116, Hinesburg

**NAICS Code: 31; Date Initial Application Considered: 2/24/11; Date Final Application Considered: 10/27/11; Incentive Earned: Yes; Incentive Considered: \$156,913; Minimum Net Revenue Benefit: \$86,727**

**Authorization Period: 2010-2014**

Dealer.com, Inc., 1 Howard Street, Burlington

**NAICS Code: 51; Date Initial Application Considered: 1/28/10; Date Final Application Considered: 12/16/10; Incentive Earned: Yes; Incentive Considered: \$4,929,487; Minimum Net Revenue Benefit: \$2,644,928**

New England Supply, Inc., 163 Chapin Road, Essex

**NAICS Code: 33; Date Initial Application Considered: N/A; Date Final Application Considered: 3/25/10; Incentive Earned: Yes; Incentive Considered: \$67,953; Minimum Net Revenue Benefit: \$36,088**



**Authorization Period: 2009-2013**

**Green Mountain Coffee Roasters, Inc.**, 33 Coffee Lane, Waterbury  
**NAICS Code: 31; Date Initial Application Considered: 7/23/09; Date Final Application Considered: 12/17/09; Incentive Earned: Yes; Incentive Considered: \$292,307; Minimum Net Revenue Benefit: \$1,736,611**

**Commonwealth Yogurt, Inc.**, Omega Drive, Delta Campus, Brattleboro  
**NAICS Code: 31; Date Initial Application Considered: 6/26/08; Date Final Application Considered: 6/25/09; Incentive Earned: Yes; Incentive Considered: \$1,201,154; Minimum Net Revenue Benefit: \$614,505**

**Authorization Period: 2008-2012**

**Vermont College of Fine Arts**, 36 College Street, Montpelier  
**NAICS Code: 61; Date Initial Application Considered: N/A; Date Final Application Considered: 3/27/08; Incentive Earned: Yes; Incentive Considered: \$206,737; Minimum Net Revenue Benefit: \$126,260**

**Authorization Period: 2007-2011**

**Green Mountain Coffee Roasters, Inc.**, 30 Gauthier Drive, Essex Junction  
**NAICS Code: 31; Date Initial Application Considered: 5/24/07; Date Final Application Considered: 10/24/07; Incentive Earned: Yes; Incentive Considered: \$1,786,828; Minimum Net Revenue Benefit: \$2,129,672**



## VEGI Success Story: MSI, Morristown



Attracting and retaining qualified employees is critical to the success of any organization. MSI strives to be an employer of choice in Vermont. The expansion facilitated by the VEGI program has helped fuel MSI's growth and ability to offer competitive compensation and benefits in its beloved hometown of Morrisville.

### **Photo Provided by MSI**

Founded in 1996, Manufacturing Solutions, Inc. (MSI) in Morrisville specializes in manufacturing, assembly, sub-assembly, kitting, packing, storage, and fulfillment. Partnering with MSI allows its customers to focus on other aspects of their business while MSI provides the operational experience needed for manufacturing, supply chain, and on-time delivery.

In 2018, MSI was authorized for the VEGI program by the Vermont Economic Progress Council. MSI received support and assistance throughout the process from the Lamoille Economic Development Corporation. The VEGI program supported the company's plans to expand its current location for additional customers, staff, tooling, and equipment. They connected two existing buildings with a 62,000 square foot addition and hired more than 100 new employees. This addition provided the space needed to improve process flow and gain efficiency for its current and future customers.





The VEGI program supported an increase in productivity investments such as cutting-edge tooling and automation. While state-of-the-art equipment is expected to advance efficiencies, it also provides additional benefits, such as improved employee safety, ergonomics, and environment. The purchase and operation of more sophisticated technologies also involved the hiring of additional higher-wage staff to support these more advanced systems.

A key to manufacturing success is having adequate space, staff, and production capacity available to respond quickly when customers' production demands increase abruptly, as they did during the COVID pandemic. Some of MSI's customers specialize in exercise equipment. When gyms shut down during COVID, people wanted to stay active at home, boosting sales of those products – all assembled, tested, packed, and shipped from Morrisville.



## Applications Approved and Concluded

The applications listed below have the status of “Concluded.” This means that the application changed to an “Active-Reduced” status at some point because performance requirements were either not met or not maintained. Some incentives may have been earned and paid out, but other installment payments were forfeited. These applicants have concluded their VEGI application and no additional payments will be made.

### Authorization Period: 2017-2021

**Commonwealth Dairy, LLC**, 3 Omega Drive, Brattleboro

**NAICS Code: 31; Date Initial Application Considered: 12/8/16; Date Final Application Considered: 12/14/17; Date of Status Change: 07/01/22; Change Reason: 2; Earned Partial Incentive: Yes; Incentive Considered: \$307,407**

### Authorization Period: 2016-2020

**Composites BHS, Inc**, 1227 Industrial Parkway, Saint Johnsbury

**NAICS Code: 33; Date Initial Application Considered: 10/22/15; Date Final Application Considered: 11/3/16; Date of Status Change: 8/26/21; Change Reason: 2; Earned Partial Incentive: Yes; Incentive Considered: \$512,145; Enhancements: Labor Market Area**

### Authorization Period: 2015-2019

**Cabot Hosiery Mills, Inc**, 364 Whetstone Dr, Northfield

**NAICS Code: 31; Date Initial Application Considered: 12/17/14; Date Final Application Considered: 12/3/15; Date of Status Change: 02/07/22; Change Reason: 2; Earned Partial Incentive: Yes; Incentive Considered: \$1,336,191**

**Revision Military, LTD**, 7 Corporate Drive, Essex Junction

**NAICS Code: 31; Date Initial Application Considered: 4/6/15; Date Final Application Considered: 10/27/15; Date of Status Change: 12/10/20; Change Reason: 2; Earned Partial Incentive: Yes; Incentive Considered: \$167,295**

**National Hanger Company, Inc**, 276 Water Street, North Bennington

**NAICS Code: 32; Date Initial Application Considered: 12/17/14; Date Final Application Considered: 9/22/15; Date of Status Change: 9/30/19; Change Reason: 2; Earned Partial Incentive: Yes; Incentive Considered: \$272,369; Enhancements: Labor Market Area**



**Authorization Period: 2013-2017**

JBM Sherman Carmel, 14 Morse Road, Bennington

**NAICS Code: 33; Date Initial Application Considered: 8/22/13; Date Final Application Considered: 12/5/13; Date of Status Change: 5/29/19; Change Reason: 2; Earned Partial Incentive: Yes; Incentive Considered: \$137,744; Enhancements: Labor Market Area**

Freedom Foods, Beanville Road, Randolph

**NAICS Code: 31; Date Initial Application Considered: 12/13/12; Date Final Application Considered: 10/24/13; Date of Status Change: 5/8/18; Change Reason: 2; Earned Partial Incentive: Yes; Incentive Considered: \$267,762; Enhancements: Education Tax Stabilization**

**Authorization Period: 2012-2016**

Performa Limited, LLC, 60 Lake St Ste 1d, Burlington

**NAICS Code: 52; Date Initial Application Considered: N/A; Date Final Application Considered: 10/25/12; Date of Status Change: 9/8/2017; Change Reason: 2; Earned Partial Incentive: Yes; Incentive Considered: \$133,617**

Revision Ballistics, 30 Industrial Avenue, Newport

**NAICS Code: 33; Date Initial Application Considered: 4/18/12; Date Final Application Considered: 12/3/12; Date of Status Change: 1/21/2015; Change Reason: 2; Earned Partial Incentive: Yes; Incentive Considered: \$734,081; Enhancements: Labor Market Area**

**Authorization Period: 2011-2015**

Bariatrx Nutrition Corp, 308 Industrial Park Road, Georgia

**NAICS Code: 31; Date Initial Application Considered: 1/27/11; Date Final Application Considered: 3/24/11; Date of Status Change: 9/22/16; Change Reason: 2; Earned Partial Incentive: Yes; Incentive Considered: \$135,653**

Green Mountain Coffee Roasters, Inc., Essex, Williston, Waterbury

**NAICS Code: 31; Date Initial Application Considered: 7/28/11; Date Final Application Considered: 12/8/11; Date of Status Change: 6/12/18; Change Reason: 2; Earned Partial Incentive: Yes; Incentive Considered: \$4,696,809**

Concepts ETI, Inc., 217 Billings Farm Road, Wilder

**NAICS Code: 54; Date Initial Application Considered: 5/25/11; Date Final Application Considered: 12/8/11; Date of Status Change: 9/1/16; Change Reason: 2; Earned Partial Incentive: Yes; Incentive Considered: \$290,335; Enhancements: Look Back Waived & Green**



**Ellison Surface Technologies, Inc.**, 106 Innovation Drive, North Clarendon  
**NAICS Code: 33; Date Initial Application Considered: 8/26/10; Date Final Application Considered: 12/8/11; Date of Status Change: 9/22/16; Change Reason: 2; Earned Partial Incentive: Yes; Incentive Considered: \$688,462; Enhancements: Labor Market Area**

**SOH Wind Engineering, LLC**, 141 Leroy Road, Williston  
**NAICS Code: 54; Date Initial Application Considered: 5/25/11; Date Final Application Considered: 12/8/11; Date of Status Change: 9/22/16; Change Reason: 2; Earned Partial Incentive: Yes; Incentive Considered: \$153,994; Enhancements: Green**

**Authorization Period: 2010-2014**

**Revision Eyewear, Ltd.**, 7 Corporate Drive, Essex Junction  
**NAICS Code: 33; Date Initial Application Considered: N/A; Date Final Application Considered: 10/28/10; Date of Status Change: 6/23/16; Change Reason: 2; Earned Partial Incentive: Yes; Incentive Considered: \$552,193**

**SBE, Inc.**, Williston Industrial Park, Barre  
**NAICS Code: 33; Date Initial Application Considered: 6/25/09; Date Final Application Considered: 12/17/09; Date of Status Change: 12/17/14; Change Reason: 2; Earned Partial Incentive: Yes; Incentive Considered: \$3,048,671; Enhancements: Green**

**Swan Valley Cheese Company of Vermont**, 11 Jonergin Drive, Swanton  
**NAICS Code: 31; Date Initial Application Considered: 7/22/10; Date Final Application Considered: 12/16/10; Date of Status Change: 12/17/14; Change Reason: 2; Earned Partial Incentive: Yes; Incentive Considered: \$305,830; Enhancements: Labor Market Area**

**MyWebGrocer, Inc.**, 354 Mountain View Drive, Colchester  
**NAICS Code: 45; Date Initial Application Considered: N/A; Date Final Application Considered: 10/22/09; Date of Status Change: 7/29/20; Change Reason: 2; Earned Partial Incentive: Yes; Incentive Considered: \$453,475**

**Authorization Period: 2009-2013**

**Northern Power Systems, Inc.**, 29 Pitman Road, Barre  
**NAICS Code: 33; Date Initial Application Considered: 7/23/09; Date Final Application Considered: 12/17/09; Date of Status Change: 12/17/14; Change Reason: 2; Earned Partial Incentive: Yes; Incentive Considered: \$808,104; Enhancements: Green**



**BioTek Instruments, Inc./ Lionheart Tech**, 10 Tigan Street, Winooski  
**NAICS Code: 33; Date Initial Application Considered: N/A; Date Final Application Considered: 12/4/08; Date of Status Change: 12/17/14; Change Reason: 2; Earned Partial Incentive: Yes; Incentive Considered: \$692,854**

**AirBoss Defense USA, Inc.**, 93 Gonyeau Road, Milton  
**NAICS Code: 33; Date Initial Application Considered: 5/28/09; Date Final Application Considered: 9/24/09; Date of Status Change: 7/24/14; Change Reason: 2; Earned Partial Incentive: Yes; Incentive Considered: \$243,279**

**ASK-intTag, LLC**, 1000 River Road, Essex Junction  
**NAICS Code: 32; Date Initial Application Considered: 12/4/08; Date Final Application Considered: 3/26/09; Date of Status Change: 12/5/13; Change Reason: 2; Earned Partial Incentive: Yes; Incentive Considered: \$553,722**

**Terry Precision Bicycles for Women, Inc.**, Burlington  
**NAICS Code: 42; Date Initial Application Considered: 6/25/09; Date Final Application Considered: 12/17/09; Date of Status Change: 12/5/13; Change Reason: 2; Earned Partial Incentive: Yes; Incentive Considered: \$126,296**

**Albany College of Pharmacy**, 261 Mountain Drive, Colchester  
**NAICS Code: 61; Date Initial Application Considered: 12/6/07; Date Final Application Considered: 1/22/09; Date of Status Change: 5/12/16; Change Reason: 2; Earned Partial Incentive: Yes; Incentive Considered: \$630,859**

**Authorization Period: 2007-2011**

**Vermont Timber Frames**, 141 Morse Road, Bennington  
**NAICS Code: 32; Date Initial Application Considered: N/A; Date Final Application Considered: 5/3/07; Date of Status Change: 1/16/13; Change Reason: 2; Earned Partial Incentive: Yes; Incentive Considered: \$156,126**

---

## Applications Reviewed and Denied

The following applications were reviewed by the Vermont Economic Progress Council and were denied authorization to earn incentives.

**Business Financial Publishing, Inc.**, Burlington  
**NAICS Code: 51; Date Initial Application Considered: 1/28/10; Date Final Application Considered: N/A; Change Reason: 5; Incentive Earned: No; Incentive Considered: \$162,473**



Know Your Source, LLC, Burlington

**NAICS Code:** 45; **Date Initial Application Considered:** 12/6/07; **Date Final Application Considered:** N/A; **Change Reason:** 5; **Incentive Earned:** No; **Incentive Considered:** \$71,302

Dynapower, So. Burlington

**NAICS Code:** 33; **Date Initial Application Considered:** 3/22/12; **Date Final Application Considered:** 12/13/12; **Change Reason:** 5; **Incentive Earned:** No; **Incentive Considered:** \$1,415,009; **Enhancements:** Green

Vermont Wood Energy Corp, Rutland

**NAICS Code:** 32; **Date Initial Application Considered:** 7/24/08; **Date Final Application Considered:** 12/4/08; **Change Reason:** 5; **Incentive Earned:** No; **Incentive Considered:** \$293,967; **Enhancements:** Green

Rehab Gym, Inc., Colchester

**NAICS Code:** 62; **Date Initial Application Considered:** N/A; **Date Final Application Considered:** 3/22/07; **Change Reason:** 5; **Incentive Earned:** No; **Incentive Considered:** \$255,439

---

## Applications Approved and Cancelled

The following applications were cancelled by action of the applicant. This may occur when (1) the Initial Application was approved but Final Application was not filed; or (2) the applicant rescinds their application after approval of the Final Application. Some applications may have earned and been paid an incentive. Any incentives paid were recaptured.

Simon Pearce, Windsor

**NAICS Code:** 32; **Date Initial Application Considered:** 6/30/22; **Date Final Application Considered:** N/A; **Date of Status Change:** 10/26/22; **Change Reason:** 1; **Began Earning Incentives:** No; **Incentive Considered:** \$273,825; **Enhancements:** Labor Market Area

MTX Group, Waterbury

**NAICS Code:** 54; **Date Initial Application Considered:** 7/29/21; **Date Final Application Considered:** 12/17/21; **Date of Status Change:** 8/12/22; **Change Reason:** 1; **Began Earning Incentives:** No; **Incentive Considered:** \$6,316,433; **Enhancements:** Labor Market Area

Mrs. Dunster's, Brattleboro

**NAICS Code:** 31; **Date Initial Application Considered:** 5/27/21; **Date Final Application Considered:** N/A; **Date of Status Change:** 7/29/21; **Change Reason:** 1; **Began Earning Incentives:** No; **Incentive Considered:** \$1,222,385; **Enhancements:** Labor Market Area



Mrs. Dunster's, Burlington

**NAICS Code: 31; Date Initial Application Considered: 5/27/21; Date Final Application Considered: N/A; Date of Status Change: 7/29/21; Change Reason: 1; Began Earning Incentives: No; Incentive Considered: \$580,068**

East Baking Company, Brattleboro

**NAICS Code: 31; Date Initial Application Considered: 5/6/21; Date Final Application Considered: N/A; Date of Status Change: 11/20/21; Change Reason: 1; Began Earning Incentives: No; Incentive Considered: \$1,223,504; Enhancements: Labor Market Area**

East Baking Company, Burlington

**NAICS Code: 31; Date Initial Application Considered: 5/6/21; Date Final Application Considered: N/A; Date of Status Change: 11/20/21; Change Reason: 1; Began Earning Incentives: No; Incentive Considered: \$1,195,806**

Keene Perspectives, White River Jct.

**NAICS Code: 62; Date Initial Application Considered: 3/25/21; Date Final Application Considered: N/A; Date of Status Change: 12/15/21; Change Reason: 1; Began Earning Incentives: No; Incentive Considered: \$57,465**

Desert Harvest, Manchester

**NAICS Code: 42; Date Initial Application Considered: 4/30/20; Date Final Application Considered: N/A; Date of Status Change: 12/7/20; Change Reason: 1; Began Earning Incentives: No; Incentive Considered: \$113,322**

Logic Supply, Inc., So. Burlington

**NAICS Code: 33; Date Initial Application Considered: 8/31/17; Date Final Application Considered: 10/26/17; Date of Status Change: 4/13/21; Change Reason: 6; Began Earning Incentives: Yes; Incentive Recaptured: Yes; Incentive Considered: \$757,684**

Bedford Systems, Williston

**NAICS Code: 31; Date Initial Application Considered: 12/14/17; Date Final Application Considered: 12/14/18; Date of Status Change: 12/17/21; Change Reason: 3; Began Earning Incentives: Yes; Incentive Recaptured: Yes; Incentive Considered: \$1,422,679**

Inntopia, Stowe/So. Burlington

**NAICS Code: 54; Date Initial Application Considered: 2/22/18; Date Final Application Considered: 12/14/18; Date of Status Change: 4/30/20; Change Reason: 6; Began Earning Incentives: No; Incentive Considered: \$221,168**



Twincraft, Essex Junction

**NAICS Code: 32; Date Initial Application Considered: 6/28/18; Date Final Application Considered: N/A; Date of Status Change: 6/19/19; Change Reason: 1; Began Earning Incentives: No; Incentive Considered: \$180,746**

DSD International, Swanton

**NAICS Code: 45; Date Initial Application Considered: 12/14/17; Date Final Application Considered: N/A; Date of Status Change: 08/21/19; Change Reason: 1; Began Earning Incentives: No; Incentive Considered: \$63,215**

Culturemade (Project Xanadu), Brattleboro

**NAICS Code: 31; Date Initial Application Considered: 12/14/17; Date Final Application Considered: N/A; Date of Status Change: 6/4/19; Change Reason: 1; Began Earning Incentives: No; Incentive Considered: \$1,377,752; Enhancements: Labor Market Area**

Carlson Management Consulting, Stowe

**NAICS Code: 54; Date Initial Application Considered: 10/25/18; Date Final Application Considered: N/A; Date of Status Change: 12/13/18; Change Reason: 1; Began Earning Incentives: No; Incentive Considered: \$316,602; Enhancements: Labor Market Area**

Soya Canfralia, Newport

**NAICS Code: 31; Date Initial Application Considered: 6/1/17; Date Final Application Considered: N/A; Date of Status Change: 8/13/18; Change Reason: 1; Began Earning Incentives: No; Incentive Considered: \$580,995; Enhancements: Labor Market Area**

Kingdom Pellets, Lunenburg

**NAICS Code: 32; Date Initial Application Considered: 12/3/15; Date Final Application Considered: 12/14/17; Date of Status Change: 4/30/18; Change Reason: 6; Began Earning Incentives: No; Incentive Considered: \$276,290; Enhancements: Labor Market Area & Green**

Westminster Cracker Company, Rutland

**NAICS Code: 31; Date Initial Application Considered: 11/17/16; Date Final Application Considered: N/A; Date of Status Change: 4/27/17; Change Reason: 1; Began Earning Incentives: No; Incentive Considered: \$194,485; Enhancements: Labor Market Area**

Britton Lumber Company, Inc., Fairlee

**NAICS Code: 32; Date Initial Application Considered: 12/3/15; Date Final Application Considered: N/A; Date of Status Change: 5/26/16; Change Reason: 1; Began Earning Incentives: No; Incentive Considered: \$784,862; Enhancements: Green**





Triad Design Services, Inc., Williston

**NAICS Code: 54; Date Initial Application Considered: 2/26/15; Date Final Application Considered: N/A; Date of Status Change: 9/22/16; Change Reason: 1; Began Earning Incentives: No; Incentive Considered: \$968,657**

WCW, Inc., Manchester

**NAICS Code: 33; Date Initial Application Considered: 7/28/11; Date Final Application Considered: 10/27/11; Date of Status Change: 10/22/15; Change Reason: 6; Began Earning Incentives: No; Incentive Considered: \$512,499**

AGrown (AEG Holdings, LLC), location to be determined

**NAICS Code: 11; Date Initial Application Considered: 9/26/13; Date Final Application Considered: N/A; Date of Status Change: 12/17/14; Change Reason: 1; Began Earning Incentives: No; Incentive Considered: \$2,010,364; Enhancements: Green**

Cambridge Valley Machining, Inc., Bennington

**NAICS Code: 33; Date Initial Application Considered: 3/28/13; Date Final Application Considered: N/A; Date of Status Change: 12/17/14; Change Reason: 1; Began Earning Incentives: No; Incentive Considered: \$140,049**

Westminster Cracker Company, Inc., Rutland

**NAICS Code: 31; Date Initial Application Considered: N/A; Date Final Application Considered: 7/22/10; Date of Status Change: 1/22/14; Change Reason: 2; Began Earning Incentives: No; Incentive Considered: \$236,246; Enhancements: Labor Market Area**

AFCell Medical, location to be determined

**NAICS Code: 56; Date Initial Application Considered: 3/24/11; Date Final Application Considered: N/A; Date of Status Change: 12/5/13; Change Reason: 1; Began Earning Incentives: No; Incentive Considered: \$1,338,444**

Utility Risk Management Corp, Stowe

**NAICS Code: 54; Date Initial Application Considered: 6/26/08; Date Final Application Considered: 10/23/08; Date of Status Change: 11/25/13; Change Reason: 3; Began Earning Incentives: Yes; Incentive Recaptured: Yes; Incentive Considered: \$377,371**

Seldon Technologies, Inc., Windsor

**NAICS Code: 33; Date Initial Application Considered: 8/27/09; Date Final Application Considered: 12/17/09; Date of Status Change: 6/27/13; Change Reason: 2; Began Earning Incentives: No; Incentive Considered: \$478,396; Enhancements: Green**



**Maple Mountain Woodworks, LLC, Richford**

**NAICS Code: 32; Date Initial Application Considered: 2/26/09; Date Final Application Considered: 12/17/09; Date of Status Change: 2/15/13; Change Reason: 3; Began Earning Incentives: Yes; Incentive Recaptured: Yes; Incentive Considered: \$143,436**

**Pinnacle Sales Accelerators, LLC, Burlington**

**NAICS Code: 54; Date Initial Application Considered: 5/27/10; Date Final Application Considered: 12/16/10; Date of Status Change: 1/16/13; Change Reason: 3; Began Earning Incentives: Yes; Incentive Recaptured: Yes; Incentive Considered: \$111,635**

**Carbon Harvest Energy/ Bratt. Carbon Harvest, Burlington/Brattleboro**

**NAICS Code: 54; Date Initial Application Considered: 3/24/11; Date Final Application Considered: 12/8/11; Date of Status Change: 12/13/12; Change Reason: 6; Began Earning Incentives: No; Incentive Considered: \$568,913; Enhancements: Green**

**Transcend Quality Manufacturing, Inc., location to be determined**

**NAICS Code: 33; Date Initial Application Considered: 10/27/11; Date Final Application Considered: N/A; Date of Status Change: 12/6/12; Change Reason: 1; Began Earning Incentives: No; Incentive Considered: \$246,941; Enhancements: Labor Market Area & Green**

**Vermont Hard Cider Company, LLC, Middlebury**

**NAICS Code: 31; Date Initial Application Considered: 1/26/12; Date Final Application Considered: N/A; Date of Status Change: 12/6/12; Change Reason: 1; Began Earning Incentives: No; Incentive Considered: \$260,176**

**eCorporate English, Ltd., Middlebury**

**NAICS Code: 61; Date Initial Application Considered: 8/26/10; Date Final Application Considered: 5/25/11; Date of Status Change: 9/27/12; Change Reason: 6; Began Earning Incentives: No; Incentive Considered: \$464,731**

**Plasan Carbon Composites, Inc., Bennington**

**NAICS Code: 33; Date Initial Application Considered: 12/8/11; Date Final Application Considered: N/A; Date of Status Change: 8/30/12; Change Reason: 1; Began Earning Incentives: No; Incentive Considered: \$516,395; Enhancements: Green**

**Project Graphics, Inc., So. Burlington**

**NAICS Code: 31; Date Initial Application Considered: 1/22/09; Date Final Application Considered: 4/23/09; Date of Status Change: 5/24/12; Change Reason: 2; Began Earning Incentives: No; Incentive Considered: \$230,414**



NEHP, Inc., Williston

**NAICS Code: 23; Date Initial Application Considered: 2/15/07; Date Final Application Considered: 10/25/07; Date of Status Change: 12/8/11; Change Reason: 2; Began Earning Incentives: No; Incentive Considered: \$182,396**

The Original Vermont Wood Products, Inc., Pittsfield

**NAICS Code: 32; Date Initial Application Considered: N/A; Date Final Application Considered: 5/27/10; Date of Status Change: 12/8/11; Change Reason: 3; Began Earning Incentives: No; Incentive Considered: \$100,604; Enhancements: Labor Market Area**

Skypoint Solar, Burlington

**NAICS Code: 33; Date Initial Application Considered: 12/16/10; Date Final Application Considered: N/A; Date of Status Change: 12/8/11; Change Reason: 1; Began Earning Incentives: No; Incentive Considered: \$7,900,114; Enhancements: Green**

Vermont Transformers, Inc., St. Albans

**NAICS Code: 33; Date Initial Application Considered: 12/4/08; Date Final Application Considered: 3/26/09; Date of Status Change: 5/25/11; Change Reason: 3; Began Earning Incentives: No; Incentive Considered: \$267,569; Enhancements: Green**

New England Precision/Clifford Properties, Inc., Randolph

**NAICS Code: 33; Date Initial Application Considered: N/A; Date Final Application Considered: 9/18/08; Date of Status Change: 4/28/11; Change Reason: 2; Began Earning Incentives: No; Incentive Considered: \$241,236**

Dominion Diagnostics, LLC, Williston

**NAICS Code: 62; Date Initial Application Considered: 10/23/08; Date Final Application Considered: 1/22/09; Date of Status Change: 4/28/11; Change Reason: 2; Began Earning Incentives: No; Incentive Considered: \$103,300**

Monahan SFI, LLC, Middlebury

**NAICS Code: 32; Date Initial Application Considered: 1/25/07; Date Final Application Considered: 2/15/07; Date of Status Change: 9/28/09; Change Reason: 3; Began Earning Incentives: Yes; Incentive Recaptured: Yes; Incentive Considered: \$791,277**

Helix Global Solutions, Inc., Burlington

**NAICS Code: 56; Date Initial Application Considered: 3/6/08; Date Final Application Considered: N/A; Date of Status Change: 12/4/08; Change Reason: 1; Began Earning Incentives: No; Incentive Considered: \$53,739**



Mascoma Corporation, White River Jct.

**NAICS Code: 54; Date Initial Application Considered: 10/25/07; Date Final Application Considered: N/A; Date of Status Change: 6/26/08; Change Reason: 1; Began Earning Incentives: No; Incentive Considered: \$1,942,989; Enhancements: Green**

Applejack Art Partners, Manchester

**NAICS Code: 51; Date Initial Application Considered: N/A; Date Final Application Considered: 5/3/07; Date of Status Change: 10/25/07; Change Reason: 6; Began Earning Incentives: No; Incentive Considered: \$85,539**

---

## Applications Approved and Terminated

The following applications were approved by the Vermont Economic Progress Council and incentives were authorized. The applicant subsequently had the authority to earn authorized incentives revoked at some point due to failure to meet or maintain all performance requirements. Any incentives paid have been recaptured, except for earlier applications when a recapture provision in statute was not yet in place.

LED Dynamics Inc./GMEDC, Randolph

**NAICS Code: 33; Date Initial Application Considered: 10/26/17; Date Final Application Considered: 12/14/18; Date of Status Change: 4/24/23; Change Reason: 2; Began Earning Incentives: No; Incentive Considered: \$614,917; Enhancements: Labor Market Area & Green**

Maponics, LLC, White River Jct.

**NAICS Code: 51; Date Initial Application Considered: 5/28/15; Date Final Application Considered: 12/3/15; Date of Status Change: 5/8/19; Change Reason: 4; Began Earning Incentives: Yes; Incentive Recaptured: Yes; Incentive Considered: \$156,490**

Keurig Green Mountain, Williston

**NAICS Code: 31; Date Initial Application Considered: 3/19/14; Date Final Application Considered: 4/24/14; Date of Status Change: 2/26/18; Change Reason: 2; Began Earning Incentives: No; Incentive Considered: \$971,028**

BioTek Instruments, Inc./ Lionheart Technologies, Winooski

**NAICS Code: 33; Date Initial Application Considered: 3/28/13; Date Final Application Considered: 12/5/13; Date of Status Change: 11/20/17; Change Reason: 2; Began Earning Incentives: No; Incentive Considered: \$325,111**



Vermed, Bellows Falls

**NAICS Code: 33; Date Initial Application Considered: 4/26/15; Date Final Application Considered: 12/5/13; Date of Status Change: 5/1/17; Change Reason: 4; Began Earning Incentives: No; Incentive Considered: \$292,421; Enhancements: Labor Market Area**

Precyse Solutions, LLC, statewide

**NAICS Code: 51; Date Initial Application Considered: 12/17/14; Date Final Application Considered: 12/3/15; Date of Status Change: 5/1/17; Change Reason: 4; Began Earning Incentives: No; Incentive Considered: \$378,703**

Farmer Mold & Machine, No. Clarendon

**NAICS Code: 33; Date Initial Application Considered: 7/25/13; Date Final Application Considered: 12/5/13; Date of Status Change: 6/23/15; Change Reason: 4; Began Earning Incentives: No; Incentive Considered: \$258,518; Enhancements: Labor Market Area**

Alpla, Inc., Essex

**NAICS Code: 32; Date Initial Application Considered: 12/16/10; Date Final Application Considered: 3/24/11; Date of Status Change: 7/24/14; Change Reason: 4; Began Earning Incentives: No; Incentive Considered: \$654,438; Enhancements: Green**

Organic Trade Association, Brattleboro

**NAICS Code: 81; Date Initial Application Considered: 7/27/10; Date Final Application Considered: 10/28/10; Date of Status Change: 5/24/12; Change Reason: 4; Began Earning Incentives: No; Incentive Considered: \$75,569**

Durasol Awnings, Inc., Middlebury

**NAICS Code: 31; Date Initial Application Considered: 3/26/09; Date Final Application Considered: 5/28/09; Date of Status Change: 3/25/10; Change Reason: 4; Began Earning Incentives: No; Incentive Considered: \$245,795**

Tata's Natural Alchemy, Whiting/Shoreham

**NAICS Code: 32; Date Initial Application Considered: 12/6/07; Date Final Application Considered: 12/4/08; Date of Status Change: 3/25/10; Change Reason: 4; Began Earning Incentives: No; Incentive Considered: \$231,531**

CNC North, Inc., Springfield

**NAICS Code: 33; Date Initial Application Considered: 1/24/08; Date Final Application Considered: 3/6/08; Date of Status Change: 3/25/10; Change Reason: 4; Began Earning Incentives: No; Incentive Considered: \$70,533**



**Burton Corporation, Burlington**

**NAICS Code: 42; Date Initial Application Considered: 2/15/07; Date Final Application Considered: 6/28/07; Date of Status Change: 3/25/10; Change Reason: 4; Began Earning Incentives: No; Incentive Considered: \$1,653,965**

**Omni Measurement Systems, Milton**

**NAICS Code: 33; Date Initial Application Considered: N/A; Date Final Application Considered: 5/3/07; Date of Status Change: 3/25/10; Change Reason: 4; Began Earning Incentives: Yes; Incentive Recaptured: No; Incentive Considered: \$677,944**

**Vermont Castings Holding Company, Bethel**

**NAICS Code: 33; Date Initial Application Considered: N/A; Date Final Application Considered: 9/18/08; Date of Status Change: 5/28/09; Change Reason: 4; Began Earning Incentives: No; Incentive Considered: \$488,000; Enhancements: Green**

**Isovolta, Inc., Rutland**

**NAICS Code: 32; Date Initial Application Considered: 3/27/08; Date Final Application Considered: 6/26/08; Date of Status Change: 5/28/09; Change Reason: 4; Began Earning Incentives: No; Incentive Considered: \$568,330**

**Energizer Battery Manufacturing, Inc., St. Albans**

**NAICS Code: 33; Date Initial Application Considered: N/A; Date Final Application Considered: 7/26/07; Date of Status Change: 5/28/09; Change Reason: 4; Began Earning Incentives: No; Incentive Considered: \$607,347**

**Battenkill Technologies, Inc., Manchester**

**NAICS Code: 54; Date Initial Application Considered: N/A; Date Final Application Considered: 6/28/07; Date of Status Change: 6/26/08; Change Reason: 4; Began Earning Incentives: No; Incentive Considered: \$79,054**

**Qimonda North America Corp., So. Burlington**

**NAICS Code: 54; Date Initial Application Considered: N/A; Date Final Application Considered: 2/15/07; Date of Status Change: 3/27/08; Change Reason: 4; Began Earning Incentives: No; Incentive Considered: \$229,672**

**Ink Jet Machinery of Vermont, Dorset**

**NAICS Code: 32; Date Initial Application Considered: N/A; Date Final Application Considered: 1/25/07; Date of Status Change: 1/24/08; Change Reason: 4; Began Earning Incentives: No; Incentive Considered: \$336,055**

**Olympic Precision, Inc/WIC/Town of Windsor, Windsor**

**NAICS Code: 54; Date Initial Application Considered: N/A; Date Final Application Considered: 1/25/07; Date of Status Change: 9/6/07; Change Reason: 4; Began Earning Incentives: No; Incentive Considered: \$474,428**



## Summary of Incentive Authorizations

The data below summarizes through December 31, 2022, the application volume, application status, the total amount of incentives considered and authorized, and the total amount and impact of incentive enhancements.

Category	Total Applications	Green VEGI	LMA Enhanced	Look Back Waived
Applications Considered	145	25	31	2
Applications Active or Complete	49	6	10	1
Applications Concluded	25	4	6	1
Applications Cancelled or Terminated	66	13	15	0
Applications Denied	5	2	0	0

Through December 31, 2022, the Vermont Economic Progress Council had considered 145 VEGI Applications. Of those applications, 25 were for Green VEGI, 31 were in areas eligible for the Labor Market Area Enhancement, and 2 received waiver of the look back requirement. Note that some applications may fall under more than one of those categories (Green, LMA, and Look Back Waived).

Of the 145 applications considered, 49 are still active and earning incentives or have fully completed the program. There are 25 applications that are considered concluded and received only partial incentive for the years where they met and maintained targets. There were 66 applications that were either cancelled by the applicant or terminated due to not meeting or maintaining any targets, and 5 that the Vermont Economic Progress Council denied authorization to earn incentives.

The table below summarizes the total incentive amounts for all applications considered through December 31, 2022. As the table shows, the total amount of incentives considered for all applications is \$114,991,761. This reflects the maximum amount all applications were authorized by the Vermont Economic Progress Council.



Application Status	Total Incentives Amount
All Applications Considered	\$114,991,761
Incentives for Applications that are Active-Initial, Active-Final, or Complete	\$39,231,586
Incentives Paid or Available to Applications that are Active-Reduced or Concluded	\$14,948,353
Incentives Forfeited by Applications that are Active-Reduced or Concluded	\$9,156,365
Incentives for Applications that are Cancelled or Terminated	\$46,822,515
Incentives for Applications that are Denied	\$2,198,190

The table below provides further detail by county for the incentives authorized for applications that are Active-Initial, Active-Final, or Complete.

County	Total Applications	Total Incentives Considered
Addison	0	\$0
Bennington	0	\$0
Caledonia	1	\$328,841
Chittenden	21	\$17,020,609
Essex	0	\$0
Franklin	5	\$8,151,131
Grand Isle	0	\$0
Lamoille	1	\$928,824
Orange	1	\$112,515





County	Total Applications	Total Incentives Considered
Orleans	1	\$619,007
Rutland	0	\$0
Washington	6	\$6,723,871
Windham	4	\$3,255,157
Windsor	4	\$2,091,631
<b>Totals:</b>	<b>44</b>	<b>\$39,231,586</b>

The table below provides further detail on the increase in incentives for Active-Initial, Active-Final, and Complete applications which were approved for Green or Labor Market Area incentive enhancements through December 31, 2022. As an incentive is increased, the net return to the State decreases, which is also reflected in the table below. Note that it is possible for an application to receive both the Green VEGI and Labor Market Area enhancements.

Description	Green VEGI	LMA	Total
Increase In Incentives Due to Enhancement	\$1,964,275	\$3,948,415	\$5,912,690
Decrease in Net Revenue Return to the State Due to Enhancements	\$1,758,449	\$3,526,000	\$5,284,449



## Annual Authorization Caps

The VEGI Program has annual caps as described in 32 VSA § 3342. The annual program caps are \$15,000,000 for aggregate initial approvals and \$10,000,000 for aggregate final approvals for each calendar year. The VEGI Program also has annual caps on the Labor Market Area Enhancement. The annual caps for the Labor Market Area Enhancements are \$1,500,000 for aggregate initial approvals and \$1,000,000 for aggregate final approvals for each calendar year. The higher cap for initial approvals is because the program recognizes that not all VEGI applications will seek final approval from VEPC. Cap balances do not carry forward to the next year. The cap for final approvals of either the Annual Program Cap or the Labor Market Area Enhancement Cap may be increased by a vote of the Joint Fiscal Committee upon request by the Governor's Office. In evaluating the Governor's request, the Committee considers the economic and fiscal condition of the State. The requests for increasing these caps were previously reviewed by the Emergency Board.

This data is also available in Excel format on the VEPC website.

---

## Annual Program Caps

The following data provides details on the annual program caps and the total incentives authorized to be applied against those caps for applications submitted through December 31, 2022. The Emergency Board voted to increase the program Cap in 2010, 2011, 2012 and 2015.

### **2007**

Program Cap: \$10,000,000; Final Approvals: \$7,060,631; Net Cap Balance: \$2,939,369

### **2008**

Program Cap: \$10,000,000; Final Approvals: \$2,183,738; Net Cap Balance: \$7,816,262

### **2009**

Program Cap: \$10,000,000; Final Approvals: \$5,539,089; Net Cap Balance: \$4,460,911

### **2010**

Program Cap: \$23,000,000; Final Approvals: \$10,360,059; Net Cap Balance:  
\$12,639,941

### **2011**

Program Cap: \$18,000,000; Final Approvals: \$8,322,697; Net Cap Balance: \$9,677,303

### **2012**

Program Cap: \$12,000,000; Final Approvals: \$7,358,936; Net Cap Balance: \$4,641,064



**2013**

Program Cap: \$10,000,000; Final Approvals: \$2,542,897; Net Cap Balance: \$7,457,103

**2014**

Program Cap: \$10,000,000; Final Approvals: \$2,490,968; Net Cap Balance: \$7,509,032

**2015**

Program Cap: \$15,000,000; Final Approvals: \$4,344,838; Net Cap Balance:  
\$10,655,162

**2016**

Program Cap: \$10,000,000; Final Approvals: \$4,598,741; Net Cap Balance: \$5,401,259

**2017**

Program Cap: \$10,000,000; Final Approvals: \$3,831,272; Net Cap Balance: \$6,168,728

**2018**

Program Cap: \$10,000,000; Final Approvals: \$4,668,113; Net Cap Balance: \$5,331,887

**2019**

Program Cap: \$10,000,000; Final Approvals: \$8,250,960; Net Cap Balance: \$1,749,040

**2020**

Program Cap: \$10,000,000; Final Approvals: \$3,226,151; Net Cap Balance: \$6,773,849

**2021**

Program Cap: \$10,000,000; Final Approvals: \$9,051,139; Net Cap Balance: \$948,861

**2022**

Program Cap: \$10,000,000; Final Approvals: \$5,420,442; Net Cap Balance: \$4,579,558

---

## Annual Labor Market Area Enhancement Caps

The following data provides details on the Annual Labor Market Area Enhancement caps and the increased total incentives authorized to be applied against those caps for applications submitted through December 31, 2022. The Emergency Board voted to increase the LMA Enhancement Cap in 2015 and 2016.

**2007**

Enhancement Cap: \$1,000,000; Final Approvals: \$0; Net Cap Balance: \$1,000,000



**2008**

Enhancement Cap: \$1,000,000; Final Approvals: \$0; Net Cap Balance: \$1,000,000

**2009**

Enhancement Cap: \$1,000,000; Final Approvals: \$0; Net Cap Balance: \$1,000,000

**2010**

Enhancement Cap: \$1,000,000; Final Approvals: \$228,459; Net Cap Balance: \$771,541

**2011**

Enhancement Cap: \$1,000,000; Final Approvals: \$322,655; Net Cap Balance: \$677,345

**2012**

Enhancement Cap: \$1,000,000; Final Approvals: \$313,144; Net Cap Balance: \$686,856

**2013**

Enhancement Cap: \$1,000,000; Final Approvals: \$133,606; Net Cap Balance: \$866,394

**2014**

Enhancement Cap: \$1,000,000; Final Approvals: \$90,833; Net Cap Balance: \$909,167

**2015**

Enhancement Cap: \$1,200,000; Final Approvals: \$946,733; Net Cap Balance: \$253,267

**2016**

Enhancement Cap: \$1,500,000; Final Approvals: \$1,359,763; Net Cap Balance:  
\$140,237

**2017**

Enhancement Cap: \$1,000,000; Final Approvals: \$566,851; Net Cap Balance: \$433,149

**2018**

Enhancement Cap: \$1,000,000; Final Approvals: \$793,829; Net Cap Balance: \$206,171

**2019**

Enhancement Cap: \$1,000,000; Final Approvals: \$35,064; Net Cap Balance: \$964,936

**2020**

Enhancement Cap: \$1,000,000; Final Approvals: \$0; Net Cap Balance: \$1,000,000

**2021**

Enhancement Cap: \$1,000,000; Final Approvals: \$1,000,000; Net Cap Balance: \$0

**2022**

Enhancement Cap: \$1,000,000; Final Approvals: \$1,000,000; Net Cap Balance: \$0



## VEGI Claims Data

The tables below summarize data from claims through calendar year 2021. Calendar year 2022 claims were submitted by April 30, 2023, and are currently under review. Only the companies that met performance requirements for the year being examined earned the incentives for that year. The tables aggregate data for all claims, including those applicants who did not earn an incentive payment.

### Claims Processed Summary

The table below aggregates the number of claims to be filed and the disposition of claims. Applicants who filed incomplete claims or did not file were terminated from the VEGI program.

Claim Year	Claims Expected	Incomplete, Did not file, or Closed	Approved Claims	Delayed Claims	Rescinded Claims
2021	32	1	22	5	4
2020	38	1	28	3	6
2019	47	2	41	0	4
2018	44	1	39	0	4
2017	41	0	36	0	5
2016	43	2	35	0	6
2015	39	1	33	0	5
2014	36	3	25	0	8
2013	34	1	23	0	10
2012	32	2	21	0	9
2011	34	6	19	0	9
2010	28	5	16	0	7
2009	22	4	12	0	6
2008	14	4	4	0	6
2007	7	0	4	0	3



Claims that have a “Delayed” status did not meet the performance requirements outlined in the applicant’s authorization document. These companies are not immediately removed from the program if they do not meet their requirements but are allowed a “grace period” as defined by Statute<sup>7</sup>. No incentive is paid to such a company until and unless the requirements are met. A company that does not meet performance requirements by the end of the grace period will not receive incentives for that performance year and any future incentives are revoked.

Claims with a “Rescinded” status did not meet performance targets by the grace period and authorization of incentives for future award years has been rescinded. These applicants may still earn maintenance incentives for award years where they met and continue to maintain their performance targets. Those applicants are labeled “Active-Reduced” or “Concluded” in the list of applications considered by VEPC.

## Activity Summary

The following table provides the actual economic activity for each year and the corresponding incentive paid to companies who met or maintained their performance targets. The \$1.35 million in incentive payments for 2021 were paid because 22 companies met the performance requirements for 2021 and were paid one-fifth of the earned incentive for that year and/or maintained performance from previous years and were paid the next one-fifth installment for an incentive earned in a previous year. Note that the incentive amount paid for 2021 is lower than for 2020 even though 2021 shows 170 more new qualifying employees and nearly \$13.5 million more in new qualifying payroll. That is because this table includes data from claims that did not meet performance targets and it includes data from claims that far exceeded performance targets. If a target is not met by even one job or \$1 in new payroll, the company forfeits that payment. Additionally, if a company exceeds their performance targets, their incentive payment cannot be increased as the total payment cannot exceed the maximum amount authorized by VEPC. Tables are provided in this report which compares the aggregate targets and actuals for Claim Year 2021, and which provide some insight on this fact.

---

<sup>7</sup> Refer to 32 VSA § 3337, Earning an incentive.



State of Vermont, Vermont Economic Progress Council  
**Vermont Employment Growth Incentive Program Annual Report 2023**

Claim Year	New Qualifying Employees	New Qualifying Payroll	Average Wage	New Capital Investments	Incentives Paid
2021	564	\$39,060,787	\$69,257	\$22,806,307	\$1,350,466
2020	394	\$25,593,195	\$64,957	\$32,900,414	\$2,938,373
2019	953	\$61,266,796	\$64,288	\$58,960,446	\$2,703,939
2018	670	\$30,302,418	\$45,227	\$66,085,804	\$2,520,666
2017	579	\$28,117,980	\$48,563	\$66,878,349	\$2,842,750
2016	693	\$35,876,896	\$51,770	\$58,231,156	\$3,767,677
2015	773	\$39,477,270	\$51,070	\$88,946,890	\$3,999,767
2014	853	\$50,955,135	\$59,736	\$59,241,141	\$4,279,383
2013	859	\$55,490,232	\$64,599	\$128,030,075	\$3,751,728
2012	806	\$62,298,865	\$77,294	\$262,489,273	\$2,903,935
2011	844	\$54,269,760	\$64,301	\$121,412,913	\$1,852,263
2010	606	\$34,555,726	\$57,023	\$47,475,449	\$1,249,733
2009	265	\$16,137,468	\$60,896	\$28,100,875	\$654,370
2008	255	\$9,214,052	\$36,134	\$13,388,586	\$544,110
2007	262	\$10,621,976	\$40,542	\$22,546,350	\$208,653
<b>Summary Total</b>	<b>9,376</b>	<b>\$553,238,556</b>	<b>\$59,006</b>	<b>\$1,077,494,028</b>	<b>\$35,367,813</b>



## Activity Summary by County

The following table provides a more in-depth breakdown of the previous table for Claim Year 2021, showing data by area and combining counties so that no one county reveals data that is specific to a few applications. Hear again, this table includes data from claims that did not meet performance targets and it includes data from claims that far exceeded performance targets. If a target is not met by even one job or \$1 in new payroll, the company forfeits that payment. Additionally, if a company exceeds their performance targets, their incentive payment cannot be increased as the total payment cannot exceed the maximum amount authorized by VEPC.

Claim Year 2021 did not have activity for Addison, Bennington, Essex, Grand Isle, Orleans, or Rutland counties.

County	New Qualifying Employees	New Qualifying Payroll	Average Wage	New Qualifying Capital Investments	Incentives Paid
Chittenden & Franklin	404	\$31,775,866	\$78,653	\$18,915,661	\$615,441
Lamoille, Washington, & Caledonia	124	\$5,533,743	\$44,627	\$1,126,380	\$364,781
Orange, Windsor, & Windham	36	\$1,751,178	\$48,644	\$2,764,266	\$370,244
<b>Summary Total</b>	<b>564</b>	<b>\$39,060,787</b>	<b>\$69,257</b>	<b>\$22,806,307</b>	<b>\$1,350,466</b>

## Comparison of Targets and Actual Numbers

All applications must identify the number of new qualifying jobs to be added each year. Per statute, a “qualifying job” is a permanent position that is filled by a non-owner employee that works at least 35 hours per week, is compensated at least a qualifying wage, and which provides at least three benefits.<sup>8</sup> The qualifying wage is either 60% or 40% above minimum wage, dependent on which Labor Market Area the project will be located in.

The following tables provide details by Application Year on the aggregate targets for New Qualifying Jobs, New Qualifying Payroll, Average Wage, and New Capital

<sup>8</sup> 32 V.S.A. § 3331(9)





Improvements, and the actual data for meeting those targets for Claim Year 2021. This is for all applications authorized in Years 2017 through 2021 which are still able to earn incentive (their application has not been terminated or cancelled) and are still within the period where new jobs are being added and capital investments being made.

VEGI Application Year	Target New Qualifying Jobs	Actual New Qualifying Jobs
2017	20	49
2018	42	166
2019	14	171
2020	63	143
2021	26	35
Total	165	564

VEGI Application Year Class	Target New Qualifying Payroll	Actual New Qualifying Payroll
2017	\$878,360	\$2,659,164
2018	\$1,437,936	\$7,744,148
2019	\$983,686	\$13,341,122
2020	\$6,198,570	\$13,056,318
2021	\$2,040,000	\$2,260,035
Total	\$11,538,552	\$39,060,787



VEGI Application Year Class	Qualifying Wage	Anticipated Average Wage	Actual Average Wage
2017	\$33,280 (60%) \$29,120 (40%)	\$43,918	\$54,269
2018	\$34,944 (60%) \$30,573 (40%)	\$34,237	\$46,651
2019	\$35,880 (60%) \$31,387 (40%)	\$70,263	\$78,018
2020	\$36,483 (60%) \$31,907 (40%)	\$98,390	\$91,303
2021	\$39,104 (60%) \$34,216 (40%)	\$78,462	\$64,572

VEGI Application Year Class	Target New Capital Investment	Actual New Capital Investment
2017	\$6,000,000	\$3,795,706
2018	\$820,000	\$328,030
2019	\$273,332	\$4,062,799
2020	\$5,423,332	\$14,196,328
2021	N/A	N/A
Total	\$12,516,664	\$22,382,863

Note that for the 2021 year, there is no data for New Capital Investments. That is because there was only one company for that target year which identified making capital investments and that information is protected as confidential per statute<sup>9</sup>.

<sup>9</sup> 32 V.S.A. § 3341



## Summary of Benefits Offered

A “qualifying job” must be provided at least three benefits in addition to meeting the wage requirement.<sup>10</sup> Applicants who are in their first 5 claim years are required to report on the benefits they provided and the estimated value of their average benefits package. The table below aggregates the benefits offered to new qualifying employees as self-reported by the 22 applicants who were in years 1 through 5 for the December 31, 2021 claim year. The average value of the benefits offered by these applicants was \$18,505, with a median of \$19,000.

Benefit Type	Number of Claimants Offering Benefit	Percent of Claimants Offering Benefit
Health Care	22	100%
Dental	16	55%
Prescription	15	52%
Vision	10	34%
Life Insurance	16	55%
Short-Term/Long-Term Disability Insurance	18	82%
Profit Sharing	9	31%
Retirement Contribution	17	59%
Tuition Assistance	10	34%
Paid Leave (Vacation, Holiday)	22	100%
Other (see details below)	17	59%

<sup>10</sup> 32 V.S.A. § 3331(9)



For health care to be counted as a benefit for a qualifying job, the business must pay 50 percent or more of the premium.<sup>11</sup> For the 2021 Claim Year, applicants paid an average of 78.73% of health care premiums for new qualifying jobs.

Other types of benefits offered by Applicants as reported in claim forms:

- Flight Instruction
- Health Savings Account
- Parental Support Program
- Workout/Gym
- Computer Hardware Discounts
- Bonding & Family Care
- Holiday Bonus
- Paid Family/Maternity Leave
- Employee Assistance Program
- Paid Volunteering Hours

---

<sup>11</sup> 32 V.S.A. § 3331(9)(C)(i)