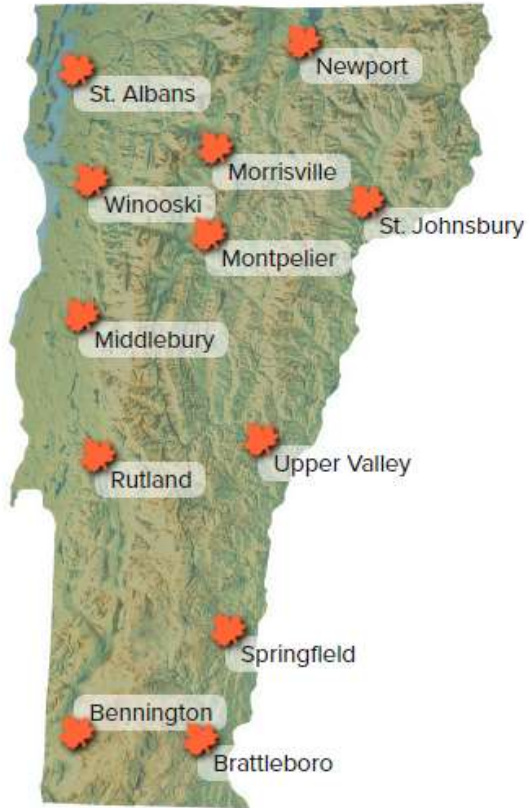


A group of seven diverse individuals, including students and faculty, are walking along a campus path. They are dressed in casual to business-casual attire. The background shows lush green trees and a building, suggesting a university setting.

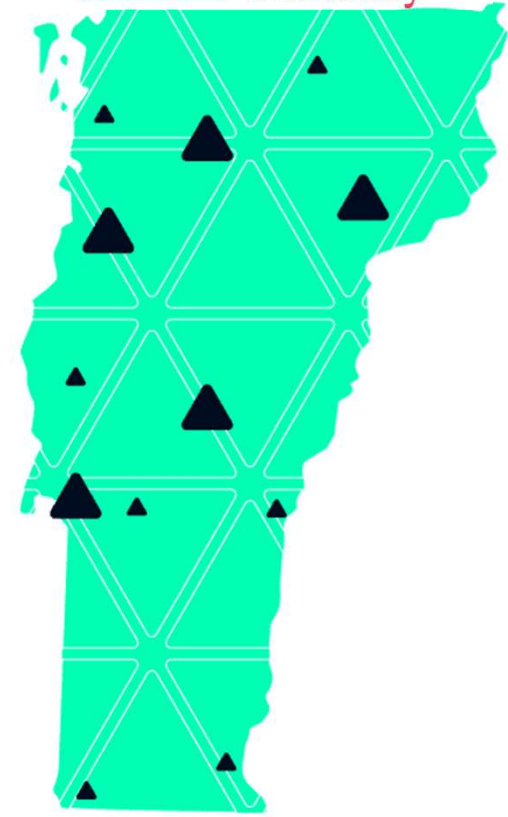
House Commerce & Economic Development Committee Vermont State Colleges System FY25 Budget Request

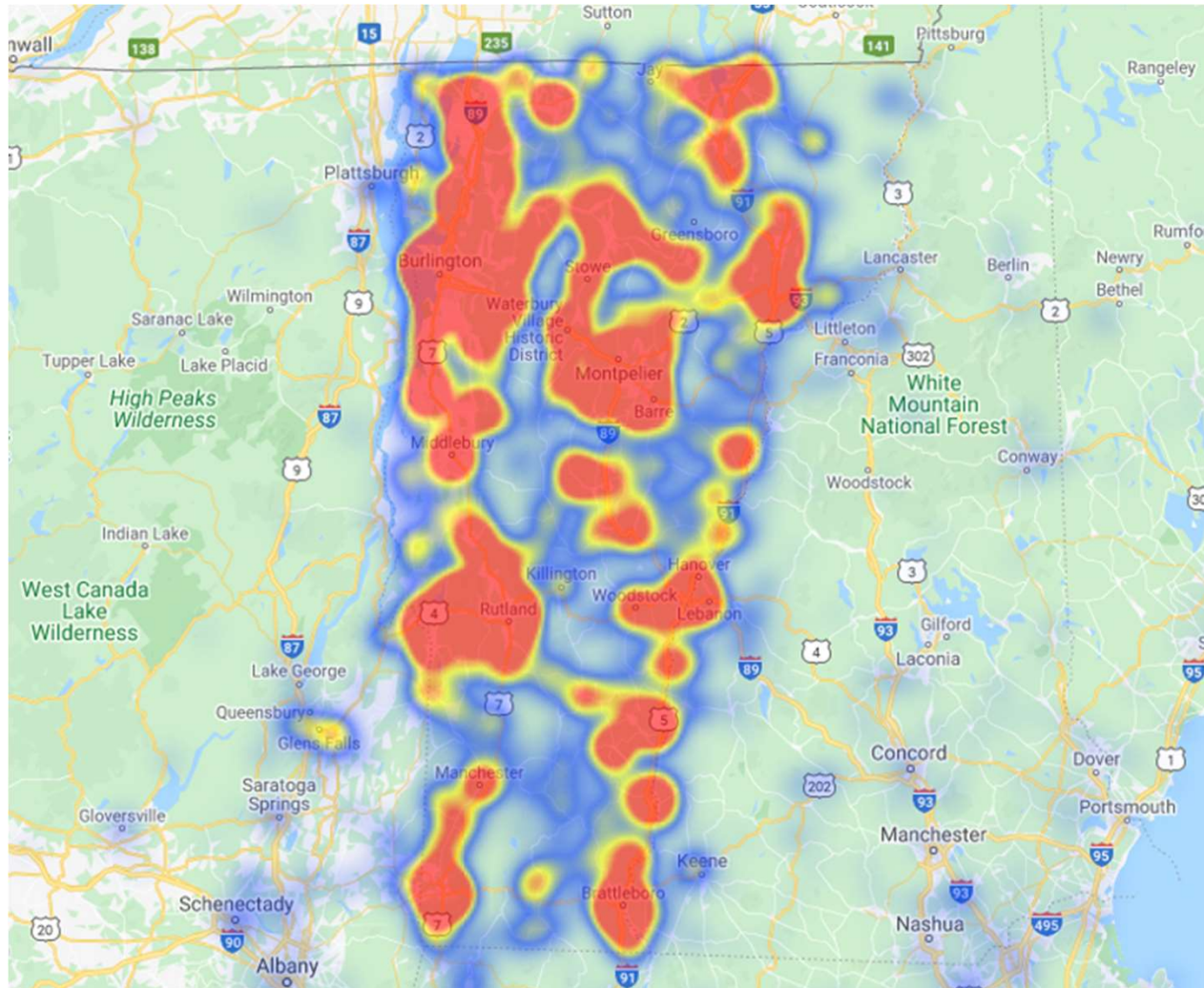
Drake Turner, Director of Governmental & External Affairs

CCV COMMUNITY COLLEGE OF VERMONT



 Vermont State University





Total Student Headcount: 22-23 Academic Year



VSC Transformation

Transformation To Date

- Fall 2020: Legislature establishes *Select Committee on Future of Public Higher Education in Vermont*
- Spring 2021: *Select Committee's* recommendations are finalized; adopted by the VSC Board of Trustees & the Legislature in Act 74.
- Summer 2021: Project Management structure established
Academic unification work begins.
- Spring 2022: NECHE grants preliminary accreditation to VTSU.
Facilities space utilization study commences
- Fall 2022: Shared Services launched
Academic programs are finalized & approved
VTSU admissions applications open

Transformation To Date

Spring 2023: Facilities master planning process launched

Summer 2023: Vermont State University receives final accreditation & launches

Fall 2023: Inaugural class enrolls at VTSU
Optimization 2.0 plan released
Administrative Optimization plan released
Nursing expansion announced

“Ultimately, it is crucial that the state’s political leadership recognize that the fiscal problems within the VSC have roots that span many years...that recognition will need to be paired with funding support sufficient to help the VSC transform. That support will need to be sustained beginning with the budget year for FY2022 and continue for a number of years to follow.

Failure to do so risks hobbling the recommended efforts to transform the system and will cause a reversion to an unsustainable status quo.”

- Final Report of the Select Committee on the Future of Public Higher Education in Vermont

Path to Financial Stability

- Goal: Balanced budget for FY2027
- Progress thus far:
 - First \$10 million in savings achieved as of FY2024
- Current work:
 - Academic Optimization: \$3 million
 - Administrative Optimization: \$3 million
- Future work:
 - Total Compensation Realignment
 - Physical Footprint Reduction
 - Additional efficiency improvements



FY25 Budget Request

Vermont State Colleges Workforce Dev Requests

Act 78 Section No.	Program	FY24 as Enacted (Act 78)	Governor's Recommend	FY25 Request	Difference
B.603	Allied Health General Fund	748,000	288,000	288,000 Decrease for GC match	n/a
B.603	Allied Health Global Commitment	409,000	1,500,000	1,500,000 Increase to Global Commitment	n/a
B.1100(b(2))	CCV Vermont Tuition Advantage	4,000,000	1,000,000	5,000,000 Increase funding to serve Vermonter demand	4,000,000

Vermont State Colleges FY25 Budget Request

Act 78 Section No.	Program	FY24 as Enacted (Act 78)	Governor's Recommend	FY25 Request	Difference
B.602	Vermont State Colleges	30,500,000	49,400,000 3% increase	52,800,000 10% increase	3,400,000
B.602.2	Transformation Funding	17,500,000	Combine with B.602	Combine with B.602	n/a
B.603	Allied Health General Fund	748,000	288,000	288,000 Decrease for GC match	n/a
B.603	Allied Health Global Commitment	409,000	1,500,000	1,500,000 Increase to Global Commitment	n/a
B.1100(b)(1)	Bridge Funding	9,000,000	5,000,000	10,000,000 Consistent with prior discussion	5,000,000
B.1100(b)(2)	CCV Vermont Tuition Advantage	4,000,000	1,000,000	5,000,000 Increase funding to serve Vermonter demand	4,000,000

Vermont State Colleges Request

	FY2024 As Passed	FY2025 Request	Governor's Recommend	Difference
Ongoing General Fund Appropriation				
B.602: Vermont State Colleges	30.500	52.800	49.440	(3.360)
B.602.2: Transformation Funding	17.500	-	-	-
B.603: Allied Health - General Fund	0.748	0.288	0.288	-
B.603: Allied Health - Global Commitment	0.409	1.500	1.500	-
Total Ongoing Appropriations & Grants	48.748	54.588	51.228	(3.360)
One-Time Sources				
B.1100(b)(1): Bridge Funding	9.000	10.000	5.000	(5.000)
B.1100(b)(2): CCV Vermont Tuition Advantage	4.000	5.000	1.000	(4.000)
B.1101(c)(1): Restorative Justice Program	0.500	-	-	-
B.1101(c)(2): 3-D Technology Program	1.500	-	-	-
B.1101(c)(3): Critical Occupations Scholarships	3.800	-	-	-
Total One-Time Sources	18.800	15.000	6.000	(9.000)
Total Funding Sources	67.548	69.588	57.228	(12.360)





VSCS and Workforce Development

- Nursing
- Semi-conductor manufacturing apprenticeship
- Advanced Manufacturing
- Agriculture workforce development
- Electrical and Plumbing Apprenticeship Program

Thank you!

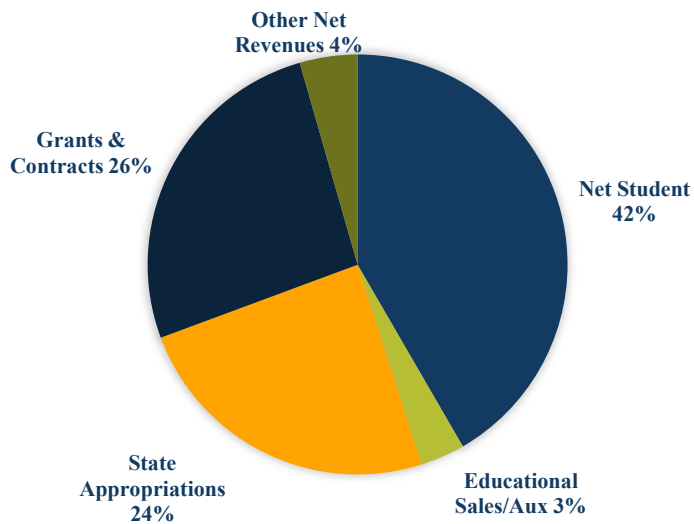
Appendices

Investment in the Vermont State Colleges

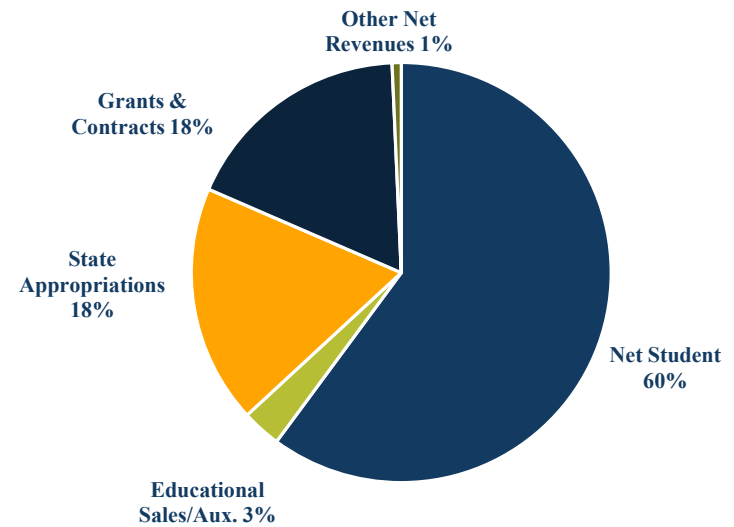
Investment Schedule	ACTUAL			ESTIMATED		
	FY2022	FY2023	FY2024	FY2025E	FY2026E	FY2027E
B.602: General Fund Appropriation	30.5	30.5	30.5	52.8	54.4	56.0
Additional Investments in VSC						
B.602.2: Transformation (cumulative)	5.0	15.0	17.5	-	-	-
B.603: Allied Health General Fund	0.7	0.7	0.7	0.3	0.3	0.3
B.603: Allied Health Global Commitment	0.4	0.4	0.4	1.5	1.5	1.5
B.1100(b)(1): Bridge Funding (annual)	21.0	14.9	9.0	10.0	5.0	-
Total General Fund / ARPA	27.2	31.1	27.7	11.8	6.8	1.8
VSC General Fund	57.7	61.6	58.2	64.6	61.2	57.8
Structural Deficit Reduction (declining)	25.0	20.0	15.0	10.0	5.0	-

Vermont State Colleges Revenue Sources

REVENUES FY2023



REVENUES FY2019



Excluding bridge funding received via ARPA grant. State appropriation is 26% and Student Revenues are 45%

Why a 10% Increase in General Fund Appropriation?

Select Committee Recommendation in 2020 was \$48 million

In 2020:

- 3-Year Average annual CPI 2017-2020 was 1.7%
- Expected cumulative CPI growth was 5.2% for the next 3 years
- Baseline established with this assumption

By 2023:

- 3-Year Average annual CPI since was 4.9%
- Actual CPI growth is 14.6%
- Difference between expected and actual is 9.6%

Vermont State Colleges Prior Year Requests

Act 78 Section No.	Program	FY24 as Enacted (Act 78)	Governor's Recommend	FY25 Request	Difference
B.1101(c)(1)	Restorative Justice	500,000	n/a	None	n/a
B.1101(c)(2)	3-D Technology	1,500,000	n/a	None	n/a
B.1101(c)(3)	Critical Occupations Scholarships	3,800,000	n/a	None	n/a

Project progress is available on the following two slides.

Updates on Previously Funded Projects

- VTSU Certificate in 3D Technology Program

Certificate and curriculum have been developed and approved

Equipment has been ordered to support Spring 2024 course offerings

High school students will participate in residential programming this summer

- VTSU B.S. in Restorative Justice

Program curriculum has been developed

Space on the Lyndon campus has been identified to support restorative circle instruction

Program was approved by Board of Trustees in January, faculty approval will follow

We expect course offerings in summer of this year

Updates on Previously Funded Projects

- **Critical Occupations Scholarships**

Fall 2023: 433 scholarships awarded to students in certain VTSU programs that fill critical workforce needs

Over 70% of scholarships awarded to students in nursing and clinical mental health counseling programs

- **CCV Vermont Tuition Advantage Program**

Fall 2023/Spring 2024: 2,851 students supported to access CCV programming

Three programs with most students accessing VTA support: health science, behavioral science, early childhood education